



■ spotlight

July 2009 Vol. 42 No. 7



AIL/NILICO GOES FULL THROTTLE

A monthly publication spotlighting top producers of American Income Life and National Income Life



Roger Smith
 President & CEO
 American Income Life & National Income Life

Shift Into Fifth Gear

I'm positive that the exhilaration of zooming around a track at 180 miles an hour brings the ultimate rush to race car drivers. I must admit I haven't quite made it to 180 mph in my Porsche, but I can imagine the thrill that must come with driving *that* fast.

While we can't all be race car drivers, what we can do is hone that sense of excitement and use it in our daily lives. We've made so much progress, so fast. I'm not sure that even a Formula One Champion could keep up.

Decades of hard work and dedication have gotten AIL/NILICO to the position of strength that it is now in. Since we've expanded our goal to reach \$250 million, the World's Greatest Sales Force has sped off in the fast lane. When I introduced my plan for \$250 million back in 2008, I knew we'd have to map the turns which would lead us to our destination. As we ended the 2nd quarter with a bang, I'm proud to say, we're on the right track.

Take a moment to look at what we've accomplished. Our Net ALP has rocketed to record highs. Recruiting numbers and codes are seeing continued improvement. We had agencies increase their growth by more than 50 percent when this June

and last June are compared. Each day marks another time that we took it to the limit and sped past the expectations of yesterday.

As we put the pedal to the metal and head toward this year's finish line, apply the cardinal rules of racing to your own game. While the spirit of competition should thrive and motivate you and your team members, take the time to refuel for what's to come, perform maintenance on your routine, and fill your tank with a new energy.

Make sure you fasten your seat belt as we shift into fifth gear. AIL/NILICO is in the home stretch for a first place finish.



American Income Life Insurance Company has been meeting working families' needs for over half a century. We are a leader in the union insurance market and are totally committed to meeting the needs of union members through personal one-on-one service and complete Home Office customer support. You can count on AIL to do what it says it will do.

■ spotlight
 Published monthly by American Income Life Insurance Company for the dissemination of information to its Producers. Prior permission must be obtained from American Income for reproduction or other use of material herein.

Managing Editor
 Sam Yarbrough
 syarbrough@aillife.com

Writer
 Danielle Brown
 dkbrown@aillife.com

Lead Designer
 Annalee MacFie
 amacfie@aillife.com

Contributors
 Karen Cannard-Curtis
 Paula Clements
 Jennifer Crupe
 Carrie Eckles
 Lana Giebe
 Mary Lampert
 Lisa LaValley
 Pat Nevarez
 Amy Rivera
 Linda Resendez
 Mario Saenz
 Robyn Talley
 Amy Tonthat
 Morgan Willcox
 Sandy Yerger
 Rhonda York

Home Office
 254-761-6400

Web Sites
 www.aillife.com
 www.nilife.com
 www.WorkAtAIL.com
 www.WorkAtNILICO.com
 www.aillnews.com

Recruiting Support
 www.aillife.com/rms
 www.aillife.com/recruiting

© 2009 by American Income Life Insurance Company



SGA CAREER TRACK

New Markets Opening & Expanding

There is a growing need for ambitious leaders.

AIL/NILICO is looking for MGAs and GAs wanting to pursue the SGA Career Track. If you are interested, speak to your SGA, then send an e-mail to: futuresga@aillife.com.

TOTAL BONUSES PAID OUT

This month AIL and NILICO paid a total of \$1,602,804.53 in bonuses. For more information on the monthly bonuses, turn to Pages 4 & 7.

Total: \$1,602,804.53

REQUIRED RETENTION RATE

Effective Jan. 1, 2009, to be eligible for bonuses and be featured in *Spotlight*, Producers must meet the required Retention or the minimum Net to Gross. Net to Gross varies based on bonus guidelines and is used only during the Producer's first eight months. The rates listed below are for *Spotlight* recognition only.

Retention:	68%
Net to Gross:	78%

FOUNDER'S CLUB June 2009 Qualifiers

Outstanding Producers & PR Representatives:




James Aalders
 Imran Satti
 1 Qualification
 \$69,853 Net ALP
 81.0% Ret



Tibor Simon
 Altig-Orlovic
 1 Qualification
 \$61,985 Net ALP
 86.2% Ret



LOOK FOR ME!



NEW SGAS

PG. 04



JANUARY-JUNE CONTEST WINNERS

PG. 07



CONTRIBUTIONS

PG. 08



NEW RECORDS

PG. 11



ANNIVERSARIES & PROMOTIONS

PG. 18

LOOK FOR THE ASTERISK

The asterisks, shown throughout the magazine, indicate that place will be a year-to-date award winner. The Producers, who will be recognized at the 2010 Awards Presentation, are: the top SGA from each category based on the percentage of Net ALP objective, the top three PR Managers, the top two PR Representatives from each category, the top two RGAs, the top five MGAs, the top five GAs, the top SA, and the top ten Individual Producers. You can view the 2010 Convention Qualifications online at www.aillife.com or www.nilife.com. *Check your production! If there is an asterisk by your position, you could be on your way to New York City, staying at the fabulous Sheraton New York Hotel and Towers, and appearing on stage! The convention will be held May 16-19, 2010.*

PUBLIC RELATIONS BONUS

Qualifier	SGA/Director	Amount
Alina Latinsky	Paul Rumbuc	\$2,933.50
Mark Gagliardi	Jatoft-Foti	1,856.25
Mario Soljan	Steve Friedlander	1,447.25
Sue Akers	Nebraska/Valdez	1,381.00
Robin Andrade	Massachusetts/Kelleher	1,005.06
Ken Altizer	West Virginia/Farr	770.50
Erica Dalager	Minnesota/de Vooght	695.75
Larry Lozano	Jatoft-Foti	633.00
Robyn Ferraro	Joe Manone	594.50
Chuck Hill	Jatoft-Foti	578.00

LEADERSHIP BONUS

Qualifier	SGA	Amount
Stephen Hill	Steve Friedlander	\$21,351.01
Ben Halali	Jatoft-Foti	20,222.46
Justin Adams	Simon Arias	11,112.53
Harmandus Buckle	Bob Olson	10,512.35
Natalie Lloyd	Sabrina Lloyd	7,292.31
Stephen Jubrey	Oldham-Bianchi	7,283.71
Brett Gryska	Oldham-Bianchi	7,161.43
Ernesto Magat	Jatoft-Foti	6,920.69
Doreen Ryan-Foti	Jatoft-Foti	6,622.88
Wayne Fader	Marc Rosen	6,569.35

REINSTATEMENT BONUS

Qualifier	SGA	Amount
Sami Mogannam	Jatoft-Foti	\$3,663.54
David Jackson	Williams-Zophin	2,073.69
David Garbarskiy	Theodore Pappas	2,059.94
Sharity Saia	Altig-Orlovic	1,730.61
Nabil Spahi	Eric Giglione	1,691.33
Frank Kolligian	Slav Bitman	1,400.31
Lance Martin	Surace-Smith	1,182.91
Lawrence Dennis	Paul Rumbuc	867.74
Glyn Hurst	Matt Henderson	830.52
Timothy Dawe	Bob Olson	672.00

WORLD'S GREATEST BONUS

Qualifier	SGA	Amount
Fred Regna	Simon Arias	\$6,532.61
Daniel Hanson	Altig-Orlovic-Deley	3,825.55
Isabel Ribeiro	Laura Fisher	3,202.23
Robert Ulreich	Jatoft-Foti	3,090.68
Max Quasem	Cohen-Cohen	2,923.35
Ed Olfert	Altig-Orlovic	2,869.18
Saeideh Nessar Ali	Altig-Orlovic	2,726.75
Cherman Wilson	Bob Olson	2,721.50
Brandon Cooley	Allan Jennings	2,716.27
Christian Napiza	Jatoft-Foti	2,678.52

Bonus Total: \$1,523,460.70

New SGAs



Robert Kanaan
Ottawa, Ontario

"Moving to the nation's capital city to begin my SGA career couldn't be more exciting! I feel privileged and blessed to be a part of the family culture we have here at American Income. I want to thank my family for their support, Imran Satti for his continuous leadership and my team in New Brunswick for making this happen. I'm looking forward to my long and rewarding journey with American Income. Thank you!"



Hunter Szoka
Kansas

"Two years ago I would not have believed that an opportunity exists like the opportunity at AIL. Thanks to my state director Jim Logan, all of my wildest dreams have come true. It has been my lifelong dream to be a true entrepreneur, and now I have the chance to live that dream with the best company I have ever had the pleasure of associating myself with. To those that are aspiring to be an SGA, the road there is long and hard, but, with faith, knowledge and a strong belief in yourself, it is possible to live the long absent American Dream. I look forward to many more years of serving American Income Life as an SGA on our march to \$250 million!"

Outlook



Rob Falvo

Senior Vice President of
Field Operations

Agency Director of the Month

Leaders growing leaders!

Larry Strong

His SGAs had an \$880,000 increase which equates to 74% growth for the month of June. He is truly a Servant Leader.



The Only Leadership Tool You Need: The Power of Your Example

One of the most important lessons in leadership is understanding that you have an elevated cause-and-effect influence on those you lead. Everything you do (the cause) has a huge impact on the lasting perceptions others will have of you (the effect). The key to this lesson is realizing the example and impression that you make on other people begins with YOU.

Let me emphasize that everything you do (or don't do) impacts others in some way, from your actions, mood and words to your energy, emotions and body language. Ironically enough, people usually don't remember what you say. What they will remember is their first impression of you, and that impression can stick with them for a lifetime.

As a leader, a citizen and even a parent, your impact on an individual has a reach that extends far and wide - much further than a hurried hello or a rushed handshake. Small instances such as these can offend, excite, motivate, deter or dishearten people without it being even the slightest bit obvious to you. Then, that initial impact that you created can take on a life of its own, as people share their experiences about you with others.

Evaluate what kind of person you really are. Maybe you're a people-pleaser and perhaps you fear not being liked. Maybe you're arrogant and closed-minded to others. Whatever the case, the impact you make on people as well as people's impressions of you feed off the traits you exude.

So what's the answer? How do you learn to create the kind of impact that you want people to have of you?

Start with choosing to BE YOUR BEST!

From the moment you get up in the morning to the moment you go to bed, you are being watched: your kids, your spouse, your

boss and anyone who is looking to you for leadership. Everyone is watching you. People have an innate instinct to watch other's every move. (Especially children. If you have kids like I do, you feel my pain on this one.)

Most importantly, YOU are watching you! You put yourself under your own microscope. So, since you are constantly under an omniscient radar, it is important that every move you make and every action you take reflect the impact you would like to make on others.

You may be thinking, "I don't care what others think about me. In reality, it doesn't matter that I'm being watched." You can choose to go about your life without concerning yourself about what others think. People always have an opinion.

However, as a leader, what matters is that you care about what people see and experience when they are in your presence. This means choosing to be a role model, knowing that people are watching you and learning from you, and simply caring about your personal presence as you navigate through your day-to-day.

It's a choice to be your best. It's a choice to be the leader in every area of your life. Keep learning and developing yourself; continue to stretch your leadership muscles. The highest level of maturity is when you are able to be real, genuine and authentic.

Always remember the words of Albert Einstein:
"Setting an example is not the main means of influencing another, it is the only means."

May God Bless you on your journey.




Paper got you floored?



A better way is coming!
The new Laptop Presentation.

More details to come.

Top YTD Winners:

Ben Halali  Bonus Count*: 22 Bonus: \$20,741.19 Jatoff-Foti	Stephen Hill  Bonus Count*: 29 Bonus: \$16,074.86 Friedlander	Brett Gryska  Bonus Count*: 18 Bonus: \$9,228.39 Oldham-Bianchi	Natalie Lloyd  Bonus Count*: 14 Bonus: \$7,751.13 Lloyd	Earnest Powers Jr.  Bonus Count*: 10 Bonus: \$7,258.33 Arias
---	---	---	---	--

**January-June
MANAGER
contest**
Based on
First Time 15%
Bonus Earners

June Winners:

Name	Bonus Count*	Bonus Amount	Name	Bonus Count*	Bonus Amount	Name	Bonus Count*	Bonus Amount
Ben Halali	6	\$5,753.37	Byron Paz	1	\$408.53	Asa Davis	2	\$277.55
Harmandus Buckle	5	3,258.86	Kasali Kotun	1	400.39	Norman Candelore	1	275.16
Stephen Hill	5	2,559.53	Matthew Melhorn	2	397.81	Jason Oliver	2	267.95
Doreen Ryan-Foti	4	2,418.20	London Burnett	2	397.17	Luke Driscoll	2	265.26
Kellen Cuttance	5	2,363.01	Kirk Alexander	2	394.73	Mark Ziemianski	1	262.83
Wayne Fader	4	1,889.84	Sean Lacroix	1	393.13	Michael Laramie	1	262.78
John Serrano	1	1,706.19	Jeremy Welch	2	388.56	Cory Friedman	1	259.39
Ryan Hall	2	1,537.57	Taneshia Solomon	1	385.99	Jamison Weatherspoon	2	256.86
Harjeet Rana	4	1,511.21	Richard Correa	2	378.26	Evan Dent	1	254.75
Richard Sprigg	3	1,215.72	Matt Pflueger	1	367.29	Sarai Castanon	1	252.72
Danielle Jankowski	3	1,065.24	Gregory Williamson	2	364.97	Joshua Lenix	2	249.61
Michael LiBassi	2	1,059.43	Stephanie Burress	1	364.73	Troy Plummer	1	248.83
Earnest Powers	2	1,016.90	Billy Wilder	1	358.02	Emil Mohareb	1	248.40
Garret Kun	3	986.92	Amanda Beyersdorff	2	343.44	Philip Anderson	1	242.26
Joshua Olin	2	933.72	Volodymyr Derevyanyy	1	342.89	Ernesto Magat	1	237.38
Lawrence Hauck	4	911.84	Samuel Cohen	2	342.30	Karen Gagarin	1	237.38
Brett Gryska	2	815.21	Dmitriy Kagan	2	334.48	Kathryn Chaisson	1	235.48
David Hausman	2	807.78	Richard Blake	1	324.90	Sara Welch	1	234.01
Tim Schroeder	2	801.00	Denice Copp	1	314.04	Tim Smith	2	233.87
Loralee Vasquez	2	789.45	Victor Vicario	1	309.02	Alan Silverman	2	233.54
Chad Brown	2	771.92	Lisa Mullnix	1	304.93	Fernando Siordia	2	233.54
Kilisimasi Segz	3	730.97	Francisco Perez	1	303.08	Norman Sellen	2	228.32
Hal Herman	2	724.20	Tasha Tucker	1	300.13	Adam Niman	1	226.96
Justin Adams	1	723.94	Samantha Chui	1	295.03	Magda Figueiredo	1	226.71
Cathy Thompson	1	718.37	Myron Montano	1	292.85	Willon Charles	1	225.12
Delaunda Milner	1	697.51	James Aalders	1	289.98	Richard Lutz	1	223.94
James Cunningham	2	686.85	John McGrath	1	280.80	Cheryl McLean	1	218.02
Bradley Ellison	2	682.55	Brenda Anderson	1	278.00	Leon Thompson	1	216.12
T J Rowell	2	678.97				John Charlton	2	215.28
Taina Lameko	3	677.54				Christopher Stephens	1	213.30
Brandon Braun	2	664.65				Craig Beck	1	211.59
Michael Boyer	2	661.88				Tracy Haden	1	211.10
Kraig Jilje	1	659.48				Karen Stockwell	1	209.52
Michael van Delft	2	638.80				Jason Mayer	2	201.55
Thomas Carver	2	632.12				Joseph Adams	1	200.09
Natalie Lloyd	2	600.82						
Melody Foy	2	548.65						
Zachary Hart	2	528.05						
Zeve Katz	1	513.52						
James Allen	2	505.03						
Atta Saleh	1	496.80						
Michael Sheets	4	485.41						
Richard Barbour	2	478.37						
Christian Chenier	2	467.72						
Arthur Greene	1	447.87						
Stephen Jubrey	2	421.21						
Rebecca Klebsch	1	419.31						
Iiona Patterson	1	414.25						



**June Payout
\$79,343.83**

Bonus Count*:
the total number of Agents
under the indicated
Manager who have
reached the 15% Bonus
level for the first time.

TOTAL YTD CONTEST PAYOUT \$455,298.64

Congratulations on an amazing job during the first half of 2009. The January-June Manager Contest ended with a bang! This contest alone has provided over \$450,000 in bonus incentives. A special round of applause goes to our YTD contest winners. Though this contest has come to a close, continue to rev up your competitive spirit and stay in the fast lane to success!

Contributions

Contributions listed are from April through June

American Income & National Income

- \$50,000 — National Labor College
- 25,000 — Elderly Housing Development & Operations Corporation
- 25,000 — Southwest Voter Registration Education Project
- 10,000 — Campaign For America's Future
- 7,500 — American Rights at Work Media Fund
- 5,000 — American Association of Service Coordinators
- 5,000 — Working Families Organization
- 5,000 — Working America
- 5,000 — CEP Ontario Region Charity Golf Classic
- 5,000 — Economic Policy Institute
- 5,000 — Pride At Work
- 5,000 — Economic Policy Institute
- 5,000 — National Workrights Institute
- 3,200 — International Union of Police Associations
- 3,000 — Manitoba Federation of Labour
- 2,500 — Coalition of Black Trade Unionists
- 2,400 — Teamster National Black Caucus
- 2,000 — Theodore Roosevelt Conservation Partnership
- 1,500 — Asian Pacific American Labor
- 1,300 — Communication Workers of America
- 1,250 — IBEW Construction and Maintenance Conference
- 1,000 — ACORN
- 1,000 — Autism Speaks
- 1,000 — One World Education
- 1,000 — Empire State College Foundation-Bahr Scholarship Fund
- 500 — National Distribution Union Fighting Fund

Top Contributions of Centralized PR

- \$8,016 — BCGEU Donation (Manitoba)
- 5,000 — RCL NS Nunavut Command Scholarship Fund (Maritimes)
- 3,500 — UFCW 324 Golf Sponsorship (Orange County)
- 3,000 — AFL-CIO Hawaii Scholarship Fund (Hawaii)
- 2,750 — Ohio AFL CIO (Ohio)
- 2,500 — Strengthening Our Lives Dinner (Los Angeles)
- 2,000 — UFCW 175 & 1633 Scholarship Fund (Ontario)
- 1,500 — CUPE Local 500 Scholarship Fund (Manitoba)
- 1,500 — Mass Police Association Scholarship Fund (Massachusetts)
- 1,375 — OH AFL CIO Golf Sponsorship (Ohio)
- 1,200 — UFCW Canada Golf Sponsorship (Ontario)
- 1,200 — TUAC 500 Golf Sponsorship (Quebec)
- 1,200 — IBEW National Scholarship Fund (Toronto)
- 1,000 — Maricopa Area Labor Federation-Andy Ward Scholarship (Arizona)
- 1,000 — Richardson Fire Fighter Association Golf Sponsorship (Dallas)
- 1,000 — IBT 89 Scholarship Fund (Kentucky)
- 1,000 — Cape Breton Island Bldg & Cons Trades Dragon Boat Sponsor (Maritimes)
- 1,000 — North Central States Regional Council Carpenters Scholarship Fund (Minnesota)
- 1,000 — NL Federation of Labour Scholarship Fund (Newfoundland)
- 1,000 — NS Federation of Labour Scholarship Fund (Nova Scotia)

Top Contributions of Centralized PR (continued)

- \$1,000 — IAM National Golf Sponsorship (Ontario)
- 1,000 — Oregon Hunters Association Convention (Oregon)
- 950 — Teamsters Charity Golf Sponsorship (Alberta)
- 950 — IBT JC 52 Golf Sponsorship (Ontario)
- 900 — Service Employees Local 1 Scholarship Fund (Chicago)
- 900 — UFCW Local 1000A Golf Sponsorship (Ontario)
- 800 — NYC Central Labor Council Dinner (New York City)
- 750 — Cleveland Jobs With Justice 2009 Spring Celebration (Ohio)
- 700 — Metropolitan Washington Council AFL-CIO Dinner (District of Columbia)
- 690 — ULAN Golf Tournament (Nevada)
- 650 — Ozark Trails Council Golf Sponsorship (St Louis)
- 640 — IBT 959 Golf Sponsorship (Alaska)
- 600 — Teamsters Local 639 Scholarship Fund (District of Columbia)
- 600 — IAM 389 Golf Sponsorship (Los Angeles)
- 600 — The Winnipeg Folk Festival Donation (Manitoba)
- 600 — NY Branch NAACP Dinner (New York City)
- 600 — United Way Summit County (Ohio)
- 550 — CWCLC Special Events Dinner (Pennsylvania)
- 525 — Manitoba Bldg Trades "Charity for Kids" Golf Tournament (Manitoba)
- 500 — IUOE 882 Scholarship Fund (British Columbia)
- 500 — WSFFA Scholarship Fund (British Columbia)
- 500 — Teamsters Local 577 Scholarship Fund (Dallas)
- 500 — Hawaii Building Trades Unity Picnic Sponsor (Hawaii)
- 500 — Harris County Building Fund Donation for Solidarity Wall (Houston)
- 500 — UAW 887 (Los Angeles)
- 500 — CLC Kids Camp Donation (Manitoba)
- 500 — Cape Breton Island Building & Construction Trade - Bursary Scholarship Fund (Maritimes)
- 500 — UA 853 Golf Tournament (Ontario)
- 500 — IBEW National Scholarship Fund (Ontario)
- 500 — UFCW 1400 Golf Tournament (Saskatchewan)
- 500 — USWA 15485 Golf Sponsorship (St Louis)
- 450 — Richmond Chapter of CU Sponsorship (Virginia)
- 400 — GA AFL-CIO (Georgia)
- 400 — IBT 483 Solidarity Bike & Poker Run Donation (Idaho)
- 400 — Oklahoma Bldg Trades Dad's Day Golf Tournament (Oklahoma)
- 400 — OR Building Trades Golf Sponsorship (Oregon)
- 390 — Aberdeen Solomon David Scholarship Fund (New Jersey)
- 360 — Painters & Allied Trades Children's Hope (PATCH) Golf Tournament (Washington)
- 345 — Cleveland Bldg & Const Trades Council Golf Sponsorship (Ohio)
- 335 — United Labor Agency Golf Sponsorship (Ohio)
- 304 — Carpenter's DC of Greater St Louis Donation (St Louis)
- 300 — LPNA of BC Sponsorship (British Columbia)
- 300 — NAMAR (Georgia)
- 300 — UPEC 792 Golf Tournament (Los Angeles)
- 300 — SEIU 280 Annual Picnic (Los Angeles)
- 300 — IBEW National Scholarship Fund (Maritimes)
- 300 — CJA 926 Sponsorship (New York City)
- 300 — Plumbers & Pipefitters Local 94 Golf Sponsorship (Ohio)
- 900 — United Way Summit County Donation (Ohio)
- 300 — Toledo Port Council Program Fund (Ohio)
- 300 — UFCW 175 & 633 Golf Sponsorship (Ontario)
- 300 — UFCW 175 & 633 Hockey Tournament Donation (Ontario)
- 300 — Unions for Kids Fundraiser (Oregon)
- 300 — IBT Joint Council 28 Golf Classic (Washington)

Direction



Debbie Ensted

*Vice President of
Public Relations Field Operations*

Road to Convention

I always think of a new quarter as a fresh start, a clean slate, a time to leave behind last quarter (good or bad news) and start again. It is a time to regroup, refocus and review your goals. It is the best time to remove any obstacles that may prevent your new goals from being achieved.

We are heading into the third quarter of this year, which is the most important quarter as it also means we are past the half way point in the year. Do you need to catch up or are you ahead of the game and on the way to your best year ever?

I just finished reviewing the strategic plans with the PR Directors and, let me tell you, it became very evident, very quickly that the 3rd quarter has the potential to be big. Big enough to break records, big enough for unlimited bonus opportunity.

Let me ask you, have you reviewed your plan, your goals, your vision for the 3rd quarter?

- Is your plan to qualify for convention?
- To maximize the 3rd and 4th quarter bonus?
- To be on stage in New York?
- Make it your best year?
- To break a record?

There are 2 components to a successful plan. The first part of the plan contains the details, the numbers, the information needed to plan, to strategize, to succeed.

Then there is executing the plan, doing what needs to be done to make it happen, to make it a reality, to achieve your goals.

Don't be left behind this year. Be one of the top 20% who will attend convention. If your heart is set on being on stage in New York, keep giving it your best shot.

Once this quarter is gone, there is only one left. Give yourself a cushion going into the 4th quarter. Dare to make this quarter the quarter that makes the difference.

Be a part of it in New York, New York.



DEAR FUTURE SGA

SGA Career Track

Whether you are new to our company or even someone with tenure, have you ever wondered what you had to accomplish in order to be promoted to State General Agent? The answer is simple—achieve these three levels.

If you have any questions, please feel free to set up a conference call with me and your State General Agent. I look forward to seeing you achieve your dream of financial security!

— **Larry Strong**
Vice President,
Agency Leadership
Development

Level 1: Qualifying

For you to qualify you must meet the following criteria:

- 2 years of continual service with AIL/NILICO
- Production of at least \$225,000 of 1st Six Mo. Agent production (Last 12 Months)
- Must have a 4-Month Retention Rate of 68% or higher (Please note that although you need to qualify to be promoted, we will begin the process as soon as you achieve the production level regardless of quality factor.)

Level 2: Preparing for an Offer

Once you qualify by achieving the above criteria, a Personal Leadership Profile will be sent to your home address with a copy to your SGA. Also, we will schedule a conference call between you, your SGA, your SGA's Director, and myself to determine your interest in being a SGA and to initiate a consistent communication process between you, your SGA and the Home Office.

Level 3: Getting an Offer

I will contact you to:

- Let you know what territory/territories we are offering
- Discuss who may be going with you. (Your SGA can protect one person who they feel they need to keep.) This process has been in place since January 2008, resulting in 11 SGA promotions, and there will be many more.



AIL/NILICO GOES FULL THROTTLE

Ready.... Set... Go!

In April we revved our engines at the starting line of Quarter Two. At lightning speed, we blazed past our old records and swerved into exciting new destinations! We finished the second quarter at the front of the pack, producing the highest production and agent count quarter in company history.

The race is not over. AIL/NILICO is anxious to see what place we'll finish in when that checkered flag is waved in December! Keep your WILL 2 WIN in focus as we continue the race in Quarter Three!

\$11,200
June Production
— the 3rd highest
month ever.

[35.7% Growth over June 2008]

\$32,823
Q2 Production — the
Highest Quarter in
Company History.

[24% Growth over Q2 2008]

3,822
June Agent Count —
Highest in Company
History.

[36% Growth over June 2008]

661
June Codes — 3rd
Highest month ever.

[29% Growth over June 2008]

1,949
Q2 Codes — Highest
Quarter in Company
History.

[32% Growth over Q2 2008]

\$108,441
31% Growth over
June 2008.

Individual Producers



1. Fred Regna
Pittsburgh, PA



2. Daniel Hanson
Minneapolis, MN



3. Isabel Ribeiro
Newton, MA



4. Gary Howard
New York, NY



5. Ying Vang
San Jose, CA



6. Kevin Ishikane
Honolulu, HI



7. Mathew Hart
Redmond, WA



8. Elvis O' Banor
Edison, NJ




9. Barbara Corigliano
New York, NY



10. Christian Napiza
Concord, CA



Carrie Fay
Cincinnati, OH



Amber Colp
Halifax, NS



Edward Harris
Concord, CA

June Production

Rank	Name	Net ALP	Net to Gross	Retention	MGA	SGA
1.	Fred Regna	\$44,024	96		Justin Adams	Simon Arias
2.	Daniel Hanson	28,586	72.0		David Romfoe	Altig-Orlovic-Deley
3.	Isabel Ribeiro	26,056	100		Ryan Hall	Laura Fisher
4.	Gary Howard	25,353	79		Natalie Lloyd	Sabrina Lloyd
5.	Ying Vang	24,934	90		Ben Halali	Jatoft-Foti
6.	Kevin Ishikane	24,036	76.8		Daven Hermosura	Altig-Orlovic
7.	Mathew Hart	22,768	83			Altig-Orlovic
8.	Elvis O' Banor	21,989	69.7		David Hausman	Eric Giglione
9.	Barbara Corigliano	21,967	74.1		Natalie Lloyd	Sabrina Lloyd
10.	Christian Napiza	21,559	90		Kraig Gilge	Jatoft-Foti
11.	Max Quasem	21,445	89.0			Cohen-Cohen
12.	Brandon Cooley	21,003	91		Gevorg Yanukyan	Allan Jennings
13.	Maria Rocha	20,045	90		Ernesto Magat	Jatoft-Foti
14.	Ben Halali	19,406	76.6		Ben Halali	Jatoft-Foti
15.	Kevin Davis	19,291	71.5		Raphael Bouchereau	Williams-Zophin
16.	Ed Olfert	19,039	83.6		Eric LaBossiere	Altig-Orlovic
17.	Samson Adelufosi	18,949	79.3		David Hausman	Eric Giglione
18.	Lesina Ah Sue	18,777	99		Stephen Hill	Steve Friedlander
19.	Brenton Betts	18,268	78.2		Rory Crockford	Altig-Orlovic
20.	Freida Yakubov	18,238	86.1		Scott Hanna	Williams-Zophin
IB	Carrie Fay	17,659	96		Chad Brown	Scott Rehberg
IB	Amber Colp	17,607	94		James Aalders	Imran Satti
IB	Edward Harris	17,109	98		Ben Halali	Jatoft-Foti

ALL TIME RECORD: STEVEN STENSRUD \$71,391 Net ALP

An IceBreaker is a Producer who made his/her first sale in the last 2 calendar months. We will recognize all IceBreakers in the Top 10 Individual Producers list for the month, as well as the next Top 3 in this category.

YTD Production

*1.	Max Quasem	\$114,213	89.0			Cohen-Cohen
*2.	Robert J Dunn	105,104	81.5			Surace-Smith
*3.	Brock Lampee	104,962	76.5		Tiffany Roland	Altig-Orlovic
*4.	James Aalders	100,241	81.0		James Aalders	Imran Satti
*5.	Lesina Ah Sue	98,151	99		Stephen Hill	Steve Friedlander
*6.	Omar Hashimi	94,644	71.1			Jatoft-Foti
*7.	Gary Howard	92,008	79		Natalie Lloyd	Sabrina Lloyd
*8.	Kevin Ishikane	90,439	76.8		David Hermosura	Altig-Orlovic
*9.	Zachary Hart	89,886	83.5			Alt-Orl-Deley
*10.	Roghie Hassan Loo	88,652	68.7		Byron Paz	Josh Chalom
11.	Fred Regna	85,976	96		Justin Adams	Simon Arias
12.	Elvis Obanor	82,982	69.7		David Hausman	Eric Giglione
13.	Lily Tchen	82,571	84.8		David Iriye	Cohen-Cohen
14.	Kevin Davis	82,018	71.5		Raphael Bouchereau	Williams-Zophin
15.	Robert Ulreich	79,523	85.6			Jatoft-Foti
16.	Freida Yakubov	78,645	86.1		Scott Hanna	Williams-Zophin
17.	Marilyn Hilaga	78,576	96		Richard Blake	Steve Friedlander
18.	Ed Olfert	75,553	83.6		Eric LaBossiere	Altig-Orlovic
19.	Barbara Corigliano	74,679	74.1		Natalie Lloyd	Sabrina Lloyd
20.	Steven Stensrud	74,512	79.5		John McGrath	Altig-Orlovic

ALL TIME RECORD: ROGHIE HASSAN LOO \$367,548 Net ALP

Supervising Agents



1. Aaron Parks
Pittsburgh, PA



2. Carmen Ramirez
Concord, CA



3. Jerid Ferranti
Concord, CA

June Production

Rank	Name	1st Six Mo Agt	Net ALP	Net to Gross	Retention	MGA	SGA
1.	Aaron Parks	\$60,885	\$69,381	96		Justin Adams	Simon Arias
2.	Carmen Ramirez	56,508	52,343	80		Ben Halali	Jatoft-Foti
3.	Jerid Ferranti	43,855	41,689	86		Sarai Castanon	Jatoft-Foti
4.	Melody Foy	26,668	33,917	79		Ben Halali	Jatoft-Foti
5.	Denice Copp	26,605	28,841		80.4	Robert Kanaan	Imran Satti

ALL TIME RECORD: LORENZO LAMEKO \$78,033 1st Six Mo Agt

ALL TIME RECORD: LORENZO LAMEKO \$81,207 Net ALP

YTD Production

*1.	Carmen Ramirez	\$231,669	\$247,148	80		Ben Halali	Jatoft-Foti
2.	Jerid Ferranti	135,027	147,548	86		Sarai Castanon	Jatoft-Foti
3.	Aaron Parks	110,467	152,365	96		Justin Adams	Simon Arias
4.	Kevin D Davis	105,493	142,008	79			Sabrina Lloyd
5.	Cynthia Sittig	101,328	148,272		73.1		Scott Keeney

ALL TIME RECORD: LORENZO LAMEKO \$289,373 1st Six Mo Agt

ALL TIME RECORD: MARY ANN GAELIC \$443,893 Net ALP

General Agents



1. Sita Pereira
Auckland, NZ



2. Kilisimasi Segal
Auckland, NZ

June Production

Rank	Name	1st Six Mo Agt	Net ALP	Net to Gross	Retention	MGA	SGA
1.	Sita Pereira	\$133,192	\$172,272		77.2	Stephen Hill	Steve Friedlander
2.	Kilisimasi Segal	65,977	74,623		99	Stephen Hill	Steve Friedlander
3.	Karen Gagarin	60,477	60,477		91	Ernesto Magat	Jatoft-Foti
4.	Phillip Jenkins	42,863	47,268		93	J. Weatherspoon	Surace-Smith
5.	Jay Meyer	39,907	57,718		82.5	Brett Gryska	Oldham-Bianchi
6.	William Smith	38,250	38,250		97	Taina Lameko	Steve Friedlander
7.	Daniel Orr	38,134	51,056		81	Robert Kanaan	Imran Satti
8.	Gary Howard	33,025	60,862		85	Natalie Lloyd	Sabrina Lloyd
9.	Dennis Titcombe	32,804	39,189		78.4	Harjeet Rana	Imran Satti
10.	Nicholas Rice	32,106	38,534		91	Patrick Bendure	Surace-Smith

ALL TIME RECORD: SITA PEREIRA \$244,444 1st Six Mo Agt

ALL TIME RECORD: SITA PEREIRA \$286,946 Net ALP

YTD Production

*1.	Sita Pereira	\$845,534			77.2	Stephen Hill	Steve Friedlander
*2.	Kilisimasi Segal	226,711	268,230		99	Stephen Hill	Steve Friedlander
*3.	Jay Meyer	206,137	236,546		82.5	Brett Gryska	Oldham-Bianchi
*4.	Francisco Zarathustra	184,069	256,664		90	Y. Zarathustra	Cohen-Cohen
*5.	Daniel Orr	178,970	271,761		81	Robert Kanaan	Imran Satti
6.	Karen Gagarin	141,991	154,763		91	Ernesto Magat	Jatoft-Foti
7.	I-Perfection Harris	135,045	202,483		81.4	Michael Vasu	Surace-Smith
8.	Mark Ziemanski	129,438	161,581		68.3	Earnest Powers	Simon Arias
9.	Nicholas Rice	125,252	160,395		91	Patrick Bendure	Surace-Smith
10.	Phillip Jenkins	124,541	161,077		93	J. Weatherspoon	Surace-Smith

ALL TIME RECORD: TAINA LAMEKO \$1,319,496 1st Six Mo Agt

ALL TIME RECORD: TAINA LAMEKO \$1,522,976 Net ALP

Master General Agents



1. Stephen Hill
Auckland, NZ



2. Ben Halali
Concord, CA



3. Justin Adams
Pittsburgh, PA



4. Harmandus Buckle
Woodridge, IL



5. Natalie Lloyd
New York, NY

Regional General Agents



1. Taina Lameko
Auckland, NZ



2. Ben Halali
Concord, CA



3. Sonny Gurney
Troy, MI

Rank	Name	1st Six Mo Agt	Net ALP	Net to Gross	Retention	SGA
1.	Stephen Hill	\$212,838	\$267,098		76.3	Steve Friedlander
2.	Ben Halali	134,011	203,060		71.6	Jatoft-Foti
3.	Justin Adams	95,528	93,163	92		Simon Arias
4.	Harmandus Buckle	92,163	92,462	87		Bob Olson
5.	Natalie Lloyd	71,196	101,320		71.3	Sabrina Lloyd
6.	Brett Gryska	67,274	94,563		76.8	Oldham-Bianchi
7.	Stephen Jubrey	64,680	102,143		76.6	Oldham-Bianchi
8.	Ryan K Hall	62,905	61,485	88		Laura Fisher
9.	Ernesto Magat	57,435	57,858		79.5	Jatoft-Foti
10.	Richard Sprigg	54,830	84,678		69.6	Scott Keeney

ALL TIME RECORD: JEFF RIBMAN \$326,483 1st Six Mo Agt
ALL TIME RECORD: JEFF RIBMAN \$364,483 Net ALP

Rank	Name	1st Six Mo Agt	Net ALP	Net to Gross	Retention	SGA
*1.	Stephen Hill	\$1,122,572	\$1,329,960		76.3	Steve Friedlander
*2.	Ben Halali	580,941	937,618		71.6	Jatoft-Foti
*3.	Brett Gryska	391,222	547,122		76.8	Oldham-Bianchi
*4.	Natalie Lloyd	381,091	464,202		71.3	Sabrina Lloyd
*5.	Patrick Bendure	350,786	616,803		70.7	Surace-Smith
6.	Francisco Perez	329,704	592,542		73.3	Theodore Pappas
7.	Michael Vasu	281,753	539,922		83.4	Surace-Smith
8.	Dorian Oldham	272,831	662,912		75.6	Oldham-Bianchi
9.	Justin Adams	263,210	297,033	92		Simon Arias
10.	David Wang	258,802	515,560		72.0	Bob Olson

ALL TIME RECORD: JEFF RIBMAN \$1,802,351 1st Six Mo Agt
ALL TIME RECORD: PAUL RUMBUC \$2,168,283 Net ALP

Rank	Name	1st Six Mo Agt	Net ALP	Net to Gross	Retention	SGA
1.	Taina Lameko	\$287,862	\$381,934		71.0	Steve Friedlander
2.	Ben Halali	237,804	310,624		71.6	Jatoft-Foti
3.	Sonny Gurney	223,943	397,021		71.4	Paul Rumbuc
4.	Harjeet Rana	186,893	267,263		68.1	Imran Satti
5.	Jeffery Thiel	142,270	154,654		69.4	Simon Arias

ALL TIME RECORD: TAINA LAMEKO \$479,543 1st Six Mo Agt
ALL TIME RECORD: TAINA LAMEKO \$594,631 Net ALP

Rank	Name	1st Six Mo Agt	Net ALP	Net to Gross	Retention	SGA
*1.	Taina Lameko	\$1,796,011	\$2,290,172		71.0	Steve Friedlander
*2.	Sonny Gurney	924,043	1,822,497		71.4	Paul Rumbuc
3.	Ben Halali	825,849	1,209,168		71.6	Jatoft-Foti
4.	Patrick Bendure	754,175	1,311,227		68.0	Surace-Smith
5.	David Hausman	671,264	1,326,920		68.3	Eric Giglione

ALL TIME RECORD: JIM BIANCHI \$1,989,902 1st Six Mo Agt
ALL TIME RECORD: JIM BIANCHI \$4,570,094 Net ALP

Public Relations

PR Managers of the Quarter



1. Jay Bentley
OK, TX
8,721+



2. Brenda Stipanovich
PA
8,396+



3. Billy Sauers
FL
8,238+



1. Jessica Treybick
CATEGORY I
New York, NY



2. Alina Latinsky
CATEGORY I
Troy, MI



1. Robin Andrade
CATEGORY II
Malden, MA



2. Marilyn Gonzalez
CATEGORY II
Sebring, FL



1. Cheryl Cook
CATEGORY III
Pittsburgh, PA



2. Michelle Baxter
CATEGORY III
Indianapolis, IN



1. Paul Winslow
CATEGORY IV
St. Louis, MO



2. Kate Langthorn
CATEGORY IV
Honolulu, HI



PR Director of the Quarter

Tim Farr
8,969 card increase
Directs: IN, PA, NJ, WV, KY, OH

Tim's leadership skills and strong team of managers and PR Representatives have once again put him in the top director spot. This quarter he increased the leads by 8,969. Dedication, professionalism, and determination are words that best describe Tim but his results speak for themselves.

Category	Rank	Name	Production in Cards	SGA/Director
Q1 Mgr	1.	Jay Bentley	+ 8,721	Laurie Onasch
	2.	Brenda Stipanovich	+ 8,396	Tim Farr
	3.	Billy Sauers	+ 8,238	Patti Morgan
I	1.	Jessica Treybick	2,081	New York/Susan Kelleher
	2.	Alina Latinsky	1,895	Paul Rumbuc
	3.	Dawn Trudden	1,855	Chicago/Laurie Onasch
	4.	Donald Spohn	1,677	Ohio/Tim Farr
	5.	Rona Spano	1,601	Chicago/Laurie Onasch
II	1.	Robin Andrade	3,076	Massachusetts/Susan Kelleher
	2.	Marilyn Gonzalez	1,453	Jacksonville/Patti Morgan
	3.	Karen Apgar Scholz	1,179	Dallas/Laurie Onasch
	4.	Debra Nail	1,102	Houston/Laurie Onasch
	5.	Jenny Williams	1,011	Washington/Jacqueline de Vooght
III	1.	Cheryl Cook	3,390	Pennsylvania/Tim Farr
	2.	Michelle Baxter	2,998	Indiana/Tim Farr
	3.	Katherine Kidder	2,997	Pennsylvania/Tim Farr
	4.	William Bell	2,165	Toronto/Daryl Barnett
	5.	Mark Flemm	1,400	Pennsylvania/Tim Farr
IV	1.	Paul Winslow	2,854	St Louis/Patti Morgan
	2.	Kate Langthorn	2,237	Hawaii/Daryl Barnett
	3.	Tim O'Connor	1,631	Oklahoma/Laurie Onasch
	4.	Darrell Dorey	1,595	Maritimes/Daryl Barnett
	5.	Ken Altizer	1,404	West Virginia/Tim Farr

ALL TIME PR CARD PRODUCTION RECORD: 18,960 Cards

Category	Rank	Name	Production in Cards	SGA/Director
I	*1.	Larry Lozano	11,593	Los Angeles/Rachelle Valdez
	*2.	Mark Gagliardi	11,001	California/Rachelle Valdez
	3.	Al Wall	10,189	Ontario/Daryl Barnett
	4.	Viki Farr	10,166	Paul Rumbuc
	5.	Brenda Di Somma	7,361	New Jersey/Tim Farr
II	*1.	Robin Andrade	13,371	Massachusetts/Susan Kelleher
	*2.	Jessica Ingerick	7,844	District of Columbia/Laurie Onasch
	3.	George Farenthold	5,817	Oldham-Bianchi
	4.	Lacy Byrd	5,114	Houston/Laurie Onasch
	5.	Denis St. Pierre	4,862	Quebec/Daryl Barnett
III	*1.	Leo VanDenBussche	10,664	Maritimes/Jacqueline de Vooght
	*2.	Cheryl Cook	9,447	Pennsylvania/Tim Farr
	3.	Katherine Kidder	7,066	Pennsylvania/Tim Farr
	4.	William Verbeten	5,221	Joe Manone
	5.	Mario Soljan	5,220	Steve Friedlander
IV	*1.	Ken Altizer	11,586	West Virginia/Tim Farr
	*2.	Sue Akers	10,205	John Akers
	3.	Darrell Dorey	8,777	Maritimes/Daryl Barnett
	4.	Paul Winslow	7,656	St. Louis/Patti Morgan
	5.	Tim O'Connor	6,816	Oklahoma/Laurie Onasch

ALL TIME PR CARD PRODUCTION RECORD: DENISE BOWYER 61,879 Cards

Public Relations categories are as follows:

Category	Population
1	over 8,500,000
2	6,500,000 to 8,499,999
3	4,000,000 to 6,499,999
4	Under 4,000,000

State General Agents

Category IX SGAs must be in this category for a minimum of 6 months to compete for YTD awards.



John Jatoft
CATEGORY I



Don Foti
CATEGORY I



Steve Friedlander
CATEGORY II



Imran Satti
CATEGORY III



Sabrina Lloyd
CATEGORY V



Scott Keeney
CATEGORY VI



Laura Fisher
CATEGORY IX

1st Six Month Agent						
Category	Name	Net to Gross	Retention	1st Six Mo Agt	1st Six Mo Obj	% of Obj
June Production	I Jatoft-Foti		70.1	\$331,517	\$235,000	141%
	Paul Rumbuc		71.7	223,944	164,667	136%
	Surace-Smith		70.1	347,601	270,000	129%
	Oldham-Bianchi		73.0	293,957	235,000	125%
II Steve Friedlander		69.6	350,832	120,000	292%	
III Imran Satti		68.5	186,894	100,000	187%	
Simon Arias		68.2	210,906	126,000	167%	
Alt-Orl-Deley		74.8	157,664	108,000	146%	
V Sabrina Lloyd		68.0	201,662	78,000	259%	
VI Scott Keeney		71.2	78,982	74,000	107%	
IX Laura Fisher		84		63,608	39,000	163%
Robert Shafer		89		43,327	39,000	111%

YTD Production	I Surace-Smith		70.1	\$2,013,024	\$1,620,000	124%
	Jatoft-Foti		70.1	1,520,009	1,410,000	108%
	II Steve Friedlander		69.6	2,315,028	720,000	322%
	III Simon Arias		68.2	994,291	756,000	132%
	Alt-Orl-Deley		74.8	725,829	648,000	112%
	V Sabrina Lloyd		68.0	791,421	390,000	203%
VI Scott Keeney		71.2	452,147	444,000	102%	



Jim Surace
CATEGORY I



Marcus Smith
CATEGORY I



Steve Friedlander
CATEGORY II



Rick Altig
CATEGORY III



Ilija Orlovic
CATEGORY III



Chad Deley
CATEGORY III



Sabrina Lloyd
CATEGORY V



Scott Keeney
CATEGORY VI



Travis Moody
CATEGORY VIII



Gregory Engrav
CATEGORY IX

Net ALP						
Category	Name	Net to Gross	Retention	Net ALP	Net ALP Obj	% of Obj
June Production	I Surace Smith		70.1	\$710,221	\$520,000	137%
	Paul Rumbuc		71.7	424,745	321,000	132%
	Jatoft-Foti		70.1	577,759	455,000	127%
	Oldham-Bianchi		73.0	551,031	455,000	121%
Cohen-Cohen		76.8	357,141	338,000	106%	
Altig-Orlovic		71.8	1,744,665	1,690,000	103%	
II Steve Friedlander		69.6	513,342	238,000	216%	
III Alt-Orl-Deley		74.8	315,018	210,000	150%	
Imran Satti		68.5	269,733	195,000	138%	
Simon Arias		68.2	277,549	208,000	133%	
Williams-Zophin	85		220,386	204,000	108%	
Joe Manone		75.2	218,872	210,000	104%	
V Sabrina Lloyd		68.0	250,418	130,000	193%	
VI Scott Keeney		71.2	144,138	130,000	111%	
VIII Travis Moody		72.5	85,410	78,000	110%	
Gary Bleier		76.8	55,079	52,000	106%	
IX Gregory Engrav		88		66,770	60,620	110%

YTD Production	I Surace-Smith		70.1	\$4,007,057	\$3,120,000	128%
	Jatoft-Foti		70.1	2,987,456	2,730,000	109%
	Paul Rumbuc		71.7	1,958,223	1,872,000	105%
	Altig-Orlovic		71.8	10,443,647	10,140,000	103%
	Cohen-Cohen		76.8	2,085,307	2,028,000	103%
	II Steve Friedlander		69.6	3,105,483	1,428,000	217%
	III Alt-Orl-Deley		74.8	1,538,506	1,260,000	122%
	Williams-Zophin	85		1,200,576	1,020,000	118%
	Imran Satti		68.5	1,318,704	1,170,000	113%
	Simon Arias		68.2	1,377,731	1,248,000	110%



LICENSE TO SPEED

Top Rookie: Sabrina Lloyd
June 2009 1st Six Month Agent
Category V

Retention	68.0
1st Six Mo Agt	\$201,662
1st Six Mo Obj	\$78,000
% of Obj	259%

The Top Rookie is an SGA with less than one year tenure who achieved the highest percentage of 1st Six Mo Agt Objective for the featured month.



LICENSE TO SPEED

Top Rookie: Sabrina Lloyd
June 2009 Net ALP
Category V

Retention	68.0
Net ALP	\$250,418
Net ALP Obj	\$130,000
% of Obj	193%

The Top Rookie is an SGA with less than one year tenure who achieved the highest percentage of Net ALP Objective for the featured month.

Promotions

State General Agent

Robert Kanaan
John Szoka

Regional General Agent

Jackie Altson
Daniel Armstrong
Marino Baca
Michael Burningham
Luay Ghawi
Zachary Hart
Samantha Jacobsen
Nicholas Lorence
Colin Lyse
Timothy Matteson
Joshua Olin
Randolph Souliers
Derek Wiens

Master General Agent

Ala Awad
Chad Brown
Dorian Brown
Natalie Bryson
Juan Cardona
Jordan Castillejo
Lee Croft
Jeremy Harbin
John Hughes
Ryan Kendl
Pamela Ladd
Hsiaohsuan Li
Myron Montano
Andrew Queen
Raymond Risucci
Brian Schreiter
Tracy Thomas-Shell
Mathew Weber
Jonathan Whitaker
Chad Younger
Amelia Zeiger
60% General Agent
Mickey Beaver
Levar Morgan

Dick Nakatani

Javier Sandoval
Benton Tong
57.5% General Agent
Ineida Andrade
Quantez Black
Alfred Brenner
Raquel Ellis
Detreia Glover
Amanda Johnson
Eunsook Kang
Timothy Kieran
Veronica Lara
Joshua McDonough
Seth Raymond
Kilisimasi Segal
Theresa Setefano
Andrie Sybblis
Thomas Wheeler
Nicholas Wolle
55% Supervising Agent
Priscilla Arenas
Joshua Bagi
Chena Blair
Grover Bond
Amber Brumbeloe
Elen Carr
Brandon Cooley
Larry Daniel
Tanya Halverson
Nicole Johnson
Shane Martinez
Taylor Moore
Mark Mullett
Nathanael Noel
Tricia Parido
Nicholas Patterson
Christie Perez
Anthony Pettis
Keshelle Prince
Lily Shipley
Kelly Smith

Kyle Smith

Rodney Smith
Shelten Stubbs
Adam Taylor
Matthew Turnquist
52.5% Supervising Agent
Cory Accardi
Lesina Ah Sue
Stephanie Alvarez
Travis Ammann
Robert Atterbury
Byron Bills
Michael Blanch
Keith Bryant
Harold Carr
Francis Cawley
Muhammad Chaudhry
Keith Childers
Casey Cline
Joseph Cruz
Christopher Custer
Erik Dorrer
Wanda Draughon
Christopher Eickelmann
Avijoy Elahi
Brian Ferguson
Sean Gorham
Christopher Hendrix
Larry Daniel
Aileen Lassiter
Richard Lepis
Myra Lynch
Anne MacGregor
Bryant Maddox
Juliana Mauga
James Mauldin
Sharon McKee
Marquis Miller
Jose Morel
Christopher Nash
Tien Nguyen
Andrea Nichols

Timothy Niknafs

Cisca Odohofre
Jerckarra Page
Katsia Paul
Katrina Poloaweir
Ricky Rice
Carl Robinson
Kelly Schneider
Michael Schneider
Kaylin Searles
Jennifer Sells
Amr Shater

Bryon Solomon
Suzanne Spease
Charles Steele
Anthony Susi
John Taff
Amuia Teo
Tania Tikitiki
Lou Utumapu
Victor Vicario
Betty Ware
Jason Wilkins
Marc Williams
Christopher Wilson
Steven Worthy
Adam Zlupko

Andrew Stinnett, MGA
Stacy Taylor, Agt
Anthony Theriault, MGA
Justin Wilson, GA
1 Year of Service
Joshua Bagi, SA
Jason Bratin, MGA
Leonard Brooks, Agt
Linda Byas, Agt
Brian Campbell, Agt
Ericson Caneso, MGA
Marvin Chalwe, Agt
Kelvin Chu, Agt
Adam Collard, Agt
Denise Copp, SA
Chantal Daigle, SA
Scott Davis, Agt
Karolina Debek, SA
Audrey DeLoach, Agt
Kelsey Diamond, Agt
Cory Friedman, MGA
Karen Gagarin, GA
Joseph Geer, SA
Richard Goldman, Agt
Colleen Goodine, Agt
Ahmad Hanif, GA
Rusty Heggen, Agt
Mario Hernandez, SA

Demetria Holmes, Agt
John Hughes, MGA
Elizabeth Ilczuk, Agt
Brian Jensen, Agt
Kraig Jilje, GA
Paul D Johnson, GA
Edward Jordan, SA
Gagandeep Klair, Agt
Regina Knieser, Agt
Nathan Leininger, Agt
Delphina Livorsi, Agt
Jason Lohring, MGA
Steven Lucero, SA
Erin Mahoney, PR
Michael Manosca, SA
Samuela Matelau, Agt
Tia McCutcheon, Agt
Mark McGuigan, SA
Cody Montgomery, Agt
James Mournahan, MGA
Lisa Mullnix, MGA
Sheila Murchison, Agt
Adam Niman, GA
Mark Nunez, MGA
Michael Padilla, Agt
Katsia Paul, SA
Scott Pearce, MGA
Linh Phanroy, Agt
Gilbert Pollock, SA
Kali Queen, Agt

Humberto Quintero, MGA
Seth Raymond, GA
Pauline Ruff, GA
Justin Speakman, MGA
Beau Springer, MGA
Lewis Stewart, Agt
Kai Takekawa, Agt
Shawn Tedder, Agt
Paul Teko, Agt
Jonathan Tomko, SA
Troy Turnbow, SA
Nichole Turner, MGA
Harley Williams, Agt
Robert Williams, MGA
Peggy Winston, Agt
Nicholas Wolle, GA

Perspective



Scott Smith

Executive Vice President
& Chief Marketing Officer

What are you building today?

We are all builders. We have been given the equal opportunity to build and strengthen ourselves and our Company. Everyone who wants to make a difference and who is willing to put the work into an Opportunity Unlimited environment has the opportunity to build success. What progress did you make today toward your construction?

Thankfully, as leaders at AIL/NILICO, there are many levels at which we can build. You may have just begun the recruiting process and will soon have your first code. You may be getting a jumpstart in the 3rd quarter and are experiencing explosive growth. Whether you are an individual producer or an SGA, you will find that every day is a step to meeting your goals and to achieving long-term financial prosperity. Our centralized Public Relations team and those teams who will soon join are building a team atmosphere and working hard to meet personal goals as well. Home Office employees and managers also have ambitious plans to build AIL/NILICO.

It's today's accomplishments that are going to make the difference.

For a while now I've tried to inspire those dedicated individuals who are willing to build AIL/NILICO into "the premiere in-home life insurance company servicing the middle class of the United States, Canada and New Zealand". It's our goal. It's realistic. And we have the opportunity to build it every day.

Imagine yourself as a race car driver. Lap after lap, you get one step closer to the finish line. When you get to the final stretch, you can see the finish line and you know there is a prize waiting for you at the end. At this point you have no recollection of the countless laps you've raced before. All you have in your head is the prize. You can see it getting closer.

Here's the twist. The most successful people don't finish ... they just keep racing!

Goal-oriented individuals push the finish line back, until it's out of sight, by continually expanding their goals into new territories. They don't just finish the race and turn off their engines. Instead, the rush of the race becomes so great, that achieving a goal just becomes an accomplishment in an even bigger race.

Achieving goals is not easy, and it's not supposed to be. That doesn't mean you can't enjoy the process, or reap the rewards along the way. But it does mean that sometimes obstacles will linger on your track and your motivation can be tested. However, if you're not being tested, and if you don't need to give yourself a push from time to time, you may need to rethink your goals.

You have a vision for what the achievements for your race will be. Now build them into realities. As our company founder Mr. Rapoport has said, "We must have the vision to dream big but the sense to implement realistically." This starts the conversion from the vision of a goal to the building of an accomplishment.

Keep an eye on the goal. But understand that today you need to make a difference. The year's tally will allow you to meet your goals, but this month is critical to what the year will produce. And this month is wasted without a great week. Then again, the week needs you to be productive today.

And, if you're looking to make today a success, it starts right now.

Anniversaries

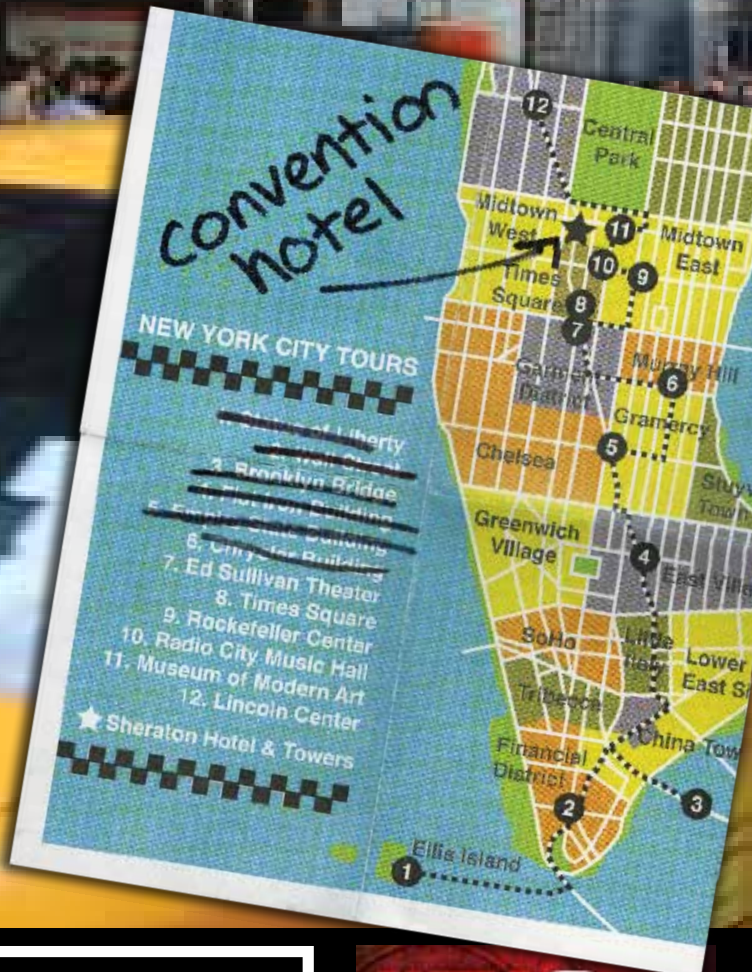
32 Years of Service
David Cohen, SGA
24 Years of Service
Lou Nell Busby, PR
19 Years of Service
Tim Schroeder, RGA
16 Years of Service
C J Briggles, PR
15 Years of Service
Timothy Cruise, MGA
14 Years of Service
John DeRosier, Agt
15 Years of Service
James Bliefnick, Agt
12 Years of Service
Slav Bitman, SGA
10 Years of Service
Barbara Leader, Agt
9 Years of Service
Jason Dickson, GA
Byron Washington, Agt
8 Years of Service
Denise Gilbert, PR
Marc Rosen, SGA
Christopher Stephens, MGA
LaTonya Tucker, SGA

7 Years of Service
Susanne Munro, Agt
A J O'Connor, SGA
6 Years of Service
David Ackerman, RGA
Diane Carrion, Agt
Joseph Moore, Agt
Max Quasem, Agt
Rodney Ward, MGA
5 Years of Service
David Boshard, MGA
Robert Gerdes, MGA
Heather Hewitt, MGA
Norman Lew, Agt
Tony Motley, MGA
Beth Snow, MGA
Nicholas Zangardi, RGA
4 Years of Service
Diego Arango-Puerta, SGA
Valerie Capano, MGA
Matt Flores, MGA
Michael Mandella, Agt
Travis Moody, SGA
Anthony Mutter, Agt
Jesse Wise, Agt
Antoinette Yellock, GA

3 Years of Service
Marino Baca, RGA
Anita Facundo, GA
Ricardo Garavito, SA
Sharmanda Gaweil, MGA
Katrice Hunt, SA
Patricio Mamacalay, Agt
James Palmes, Agt
Allan Shapiro, Agt
Paul Smoley, Agt
Natalie Soboleva, GA
Frank Soldo, MGA
Christopher Williams, MGA
Marc Younger, RGA
2 Years of Service
Kirk Alexander, GA
Gail Arundale, SA
Chad Derrick, Agt
Michelle Faber, Agt
Jeffrey Hagan, Agt
Julie Hallgren, Agt
I-Perfection Harris, GA
James Hurlburt, MGA
Kelly Irwin, Agt
Jake Sheridan, Agt
Taneshia Solomon, MGA



The pencils used on The Late Show with David Letterman are specially designed with erasers at both ends. Dave has a habit of tossing them at his camera operators and, on rare occasions, the band or the guests.



New York City Tours:
Here we are at the Ed Sullivan Theater! Next stop: Times Square.



2010 Convention: May 16-19
Stay at the Sheraton New York Hotel & Towers
For complete Convention Qualifications, go to:
www.aillife.com/agency/spotlight/maingtl.htm



Leadership Bonus

Total: \$549,846.24

Qualifier	Bonus	Qualifier	Bonus	Qualifier	Bonus	Qualifier	Bonus
Stephen Hill	\$21,351.01	Zeve Katz	\$2,821.90	David Guzman	\$1,550.78	Nicholas Bloom	\$959.82
Ben Halali	20,222.46	Dawn McElwain	2,799.79	Daven Hermosura	1,539.54	David Ackerman	958.82
Justin Adams	11,112.53	Kenneth Greer	2,751.64	Rudi Camenzind	1,534.86	Lynn Jones	951.47
Harmandus Buckle	10,512.35	Michael van Delft	2,748.06	Eric LaBossiere	1,532.97	Paul Samra	946.47
Natalie Lloyd	7,292.31	Christian Chenier	2,723.35	Thomas Vena	1,517.85	Melody Foy	937.72
Stephen Jubrey	7,283.71	Rodney Ward	2,719.29	Richard Blake	1,515.36	Michael Vasu	917.78
Brett Gryska	7,161.43	Dorian Oldham	2,709.82	Yvonne Zarathustra	1,501.98	Patrick Robitaille	897.17
Ernesto Magat	6,920.69	David Iriye	2,700.35	Timothy Matteson	1,459.13	Anthony Theriault	881.39
Doreen Ryan-Foti	6,622.88	Michael LiBassi	2,543.86	Scott Hanna	1,452.16	Jewmckia Morton	881.34
Wayne Fader	6,569.35	Daniel Phares	2,494.59	Lee Jeffers	1,430.57	John Bacaron	873.90
Sarai Castanon	6,143.09	Sara Welch	2,464.27	Denice Copp	1,403.32	Nicholas Rice	872.20
Francisco Perez	6,111.19	Chad Brown	2,445.35	Zachary Hart	1,393.81	Marino Baca	871.32
Harjeet Rana	6,102.64	Robert Kanaan	2,436.03	Beth Snow	1,390.32	Gregory McMeckan	862.13
Kellen Cuttance	6,039.80	Bradley Weigand	2,427.54	T J Rowell	1,375.22	Daniel Orr	857.42
Ryan Hall	5,970.00	Matt Flores	2,364.95	Billy Wilder	1,364.56	Fernando Sordia	856.05
David Hausman	5,679.05	Arthur Greene	2,322.00	Myron Montano	1,360.11	Anthony Coleman	854.36
Steven King	5,619.47	Mitch Duplantis	2,290.87	Raymond Risucci	1,354.37	Maijargal Sukbaatar	848.97
Delaunda Milner	5,502.17	John Serrano	2,281.39	Salima Abdin	1,349.17	Carl Rudd	841.36
Hal Herman	5,243.30	Pamela Ladd	2,215.26	Jay Meyer	1,336.51	Kimberly Bautista	839.68
Bradley Ellison	5,242.32	Anderson Sooknanan	2,167.98	Kraig Jilje	1,328.97	Gregory Williamson	839.32
Tiffany Roland	5,115.76	Bruce Davis	2,126.51	Volodymyr Derevyanyy	1,324.83	Roger Fung	835.14
Bobby Gujral	4,720.29	Jeremy Welch	2,094.83	Jose Harb	1,306.81	Stephanie Burress	834.73
Richard Sprigg	4,457.30	Loralee Vasquez	2,052.76	Dan Rubio	1,291.81	Greg Stewart	833.38
David Wang	4,333.75	Karen Stockwell	2,032.07	Jermaine Gunter	1,270.88	Corey Carbon	825.40
John McGrath	4,182.72	London Burnett	2,030.68	Aaron Gebke	1,260.09	Christina Smith	817.92
Karen Gagarin	3,976.92	Cathy Thompson	1,989.80	Samantha Chui	1,255.90	Maria Esposito	792.60
Aaron Parks	3,908.81	Daniel Umbertone	1,983.32	William Smith	1,232.53	Richard Barbour	786.55
Sita Pereira	3,697.58	Alan Silverman	1,974.41	Jason Mayer	1,225.13	Brent Morrissey	784.73
Kilisimasi Segal	3,657.78	Rebecca Klebsch	1,970.08	Brandon Braun	1,216.08	Jacob Blumenfrucht	778.32
Jerid Ferranti	3,646.93	Andrew Stinnett	1,940.97	Kevin D Davis	1,214.91	Michael Bromberg	775.53
Carmen Ramirez	3,596.95	Christopher Williams	1,930.03	Derek Wiens	1,203.92	James Aalders	764.22
Nicholas Lorence	3,555.71	Eric Cochran	1,901.03	Dmitriy Kagan	1,192.66	Natalie Linker	760.15
Kasali Kotun	3,448.35	Jonathan Whitaker	1,892.87	Joshua Olin	1,167.46	Marcus Howard	757.41
Gevorg Yanukyan	3,288.30	Tim Schroeder	1,871.84	Amanda Beyersdorff	1,135.40	Andrew Bishop	742.08
Jamison Weatherspoon	3,277.09	Mark Corkrean	1,870.19	David Mellies	1,130.93	Chena Blair	740.78
Taina Lameko	3,251.17	Jeffery Thiel	1,869.34	Maria Greene	1,125.10	Joshua Lenix	739.79
Craig Beck	3,247.76	Matthew Melhorn	1,823.69	Dennis Titcombe	1,114.15	Michael Romeo	737.42
Danielle Jankowski	3,202.29	Sean Lacroix	1,794.02	Paul Johnson	1,106.52	Willon Charles	728.90
Lawrence Hauck	3,116.53	Christopher Stephens	1,775.37	Ilona Patterson	1,091.72	David Romfoe	727.40
Richard Correa	3,076.71	Jackie Alston	1,746.65	Curt Snow	1,087.83	Christopher Clark	720.65
James Cunningham	3,045.28	Jared Mlinarich	1,743.92	Nicholas Wolle	1,087.04	Corey Liles	711.17
Garret Kun	3,031.59	Michael Sheets	1,729.04	Xavier Baudoin d'Ajoux	1,056.20	Thomas Carver	707.74
Earnest Powers	3,009.33	Norman Candelore	1,696.95	Troy Plummer	1,039.74	George Lahamedjian	686.62
Michael Boyer	3,004.56	Michael Laramie	1,695.40	Robert Vincent	1,005.09	Nicole Rayner	675.39
Samuel Cohen	2,999.32	Magda Figueiredo	1,674.91	Kathryn Chaisson	1,001.56	Kirk Alexander	674.85
Patrick Bendure	2,978.67	James Allen	1,597.80	Preeti Sahgal	990.89	Marcus Noel	674.60
Byron Paz	2,978.26	Lorenzo Lameko	1,594.39	Tracy Haden	987.47	Anne Powihongi	673.14
Matt Pflueger	2,977.91	Phillip Jenkins	1,586.27	Seth Raymond	974.87	Ryan Richardson	672.17
Thomas Reagan	2,836.16	Atta Saleh	1,582.21	Steven Engrav	960.16	Theresa Setefano	663.06

Leadership Bonus



Qualifier	Bonus	Qualifier	Bonus	Qualifier	Bonus
Michael Burningham	\$661.14	Thomas Quintalino	\$434.52	Desi Dimitrova	\$288.85
Casey Kunash	660.61	Brian Schreiter	429.69	Asa Davis	287.91
Francisco Zarathustra	660.23	Jason Oliver	429.62	Chanel Mendoza	286.16
Norman Sellen	656.32	David Jackowski	426.86	Adam Trubacz	285.29
Taneshia Solomon	654.34	Shane Powell	426.77	Jacqueline Reim	284.55
Dustin Dunlap	645.24	Wendell Dingle	423.62	Veronica Lara	282.76
William Parmeter	643.73	Randoph Souliers	423.04	Roger Melton	279.03
Allen Nelson	636.72	Luke Driscoll	419.52	Jeff Lamar	278.59
Ryan Vopat	636.25	Charles Allen	418.70	Jalal Nabiyev	276.23
Tasha Tucker	630.16	Ronald Rivera	418.69	David Gombkoto	274.32
Javier Sandoval	619.83	John Franklin	415.12	Patrick Taylor	273.26
Brenda Anderson	614.37	Clifford Mekelburg	409.00	Thomas Soloweyko	270.95
Cory Friedman	608.74	Adam Niman	408.90	Ryan Leong	268.89
Sharon Brenner	606.72	Shaun McDonald	406.14	Colleen Fisher	268.75
Jun Ma	603.84	Christopher Keller	394.00	Lesly Bernard	267.23
Nellie Johnson	599.88	Christopher Jordan	390.74	Quantez Black	260.82
Jason Bratin	594.84	Demetrius Franklin	389.23	Otari Bater	258.90
Philip Anderson	594.13	Mark Ziemianski	389.18	William Caraway	258.21
AshLynn Orng	592.65	Larry Pereiro	383.03	Barbara Corigliano	258.16
Hyungjun Kae	592.12	Christa Barfield	378.11	John Sparby	251.80
Brenda Hadayia	591.77	Haoyu Xu	373.01	Darlyne Exilus	250.60
Alan Weissen	591.24	Mark Butler	371.08	Laura Maurillo	250.20
Alex Gonzales	588.43	Stefanos LeBrasseur	370.71	Brookalyn Stillwagon	248.98
Corey Neff	583.79	Victor Vicario	367.43	Donald Hill	240.65
Maurice Jordan	571.41	Joseph Adams	366.39	Jeffrey Aleman	238.58
Johnathan Olsen	560.76	Ardith Jefferson	365.22	Claudia Baba	238.51
Tim Smith	560.40	Gregory Jackson	361.99	Joseph Geer	229.02
Lee van Delft	560.20	Jason Marlow	359.16	Evanne Hull	228.78
Blake Higuchi	553.13	Raphael Bouchereau	358.97	Betty Ware	225.73
Seth Randolph	550.69	Noel Ables	356.47	Gilbert Pollock	225.46
Leon Thompson	547.45	Erik Graham	352.70	Derrick Mason	224.73
Moswen Taylor	537.75	Raymond Angeles	344.08	Erin Moyer	222.01
Michael McIntosh	534.61	Michael Weeder	342.93	Roghie Hassan Loo	221.26
Clifton Horton	526.28	Natalie Soboleva	342.25	John Keiderling	216.34
Kurt Papenhausen	524.89	Johnathon Bunch	341.50	Jason Taylor	216.12
Jesse Lawson	519.02	Richard Lutz	341.17	Gabriela Moreno	215.87
Lleison Martinez	515.33	Hunter Szoka	338.15	Ryan Kendl	214.85
Robert Drake	512.47	Jeremiah Fisher	335.50	Justin Hruby	213.40
Terrell Fowler	505.85	Mathew Mealey	333.34	Mark McGuigan	212.12
Nicholas Engrav	505.37	Rosa Ngolo-Grubb	328.45	Nicole Johns	210.36
Cheryl McLean	496.81	Emil Mohareb	322.60	Anca Susan	206.57
Timothy Dawe	479.49	Eunsook Kang	320.14	Theodore Greer	201.99
Stacie Jones	475.39	Augustine Facundo	318.84		
Carrie Mayle	474.92	Ryan Neel	315.03		
Ryan Tucker	474.31	David Ramirez	311.26		
Mark Bleier	473.04	Amelia Zeiger	311.02		
Kyle Klipp	469.95	Jason Lobring	310.65		
Yehonatan Gross	462.91	David Goodman	306.21		
Mark Harhager	456.12	Ryan Nishio	304.48		
Lisa Mullnix	454.82	George Angulo	303.80		
John Charlton	452.38	Dianedrila Wilson	303.37		
Kevin Appasamy	452.29	Tupulaga Fuaivaa	298.27		
Evan Dent	451.79	Christopher Freter	296.79		
Krista Thieme	446.23	Ronald Starr	294.21		
Robert Williams	435.44	Jason Albertz	289.33		

World's Greatest Bonus

Total: \$919,946.03

Qualifier	Bonus	Qualifier	Bonus	Qualifier	Bonus	Qualifier	Bonus
Fred Regna	\$6,532.61	Yadollah Pourjalali	\$1,741.49	Orett Nelson	\$1,434.76	Raymond Risucci	\$1,173.05
Daniel Hanson	3,825.55	John Roma	1,713.93	John Tippett	1,431.51	Sharmanda Gawel	1,172.80
Isabel Ribeiro	3,202.23	Rachel Wood	1,703.25	Crystal Reeves	1,429.76	Lou Utumapu	1,172.74
Robert Ulreich	3,090.68	Matthew Cartwright	1,701.44	Joseph Uppleger	1,423.86	Matthew Ficarra	1,168.45
Max Quasem	2,923.35	Natalie Soboleva	1,699.90	Nicole Johnson	1,419.89	Matthew Diulus	1,168.44
Ed Olfert	2,869.18	Amanda Johnson	1,696.37	Kayla Chavez	1,411.69	Hank Gordon	1,167.25
Saeideh Nessar Ali	2,726.75	Russell Morris	1,695.66	Rafael Bermudez	1,410.05	Robert Simmen	1,159.15
Cherman Wilson	2,721.50	Evelyn Nkwenti	1,678.63	Catherine Minor	1,408.50	Dan Beddome	1,157.80
Brandon Cooley	2,716.27	Zach Luhr	1,667.46	James Welsh	1,407.63	Josh Sewell	1,153.37
Christian Napiza	2,678.52	Michael Graham	1,666.25	Robert Harris	1,386.72	Kimberly Lewis	1,147.80
Ying Vang	2,666.04	Steven Stensrud	1,664.68	Ryan Liddiard	1,383.81	Zalika Sterling	1,147.25
Erez Shabtay	2,649.86	Edward Harris	1,664.04	Francis Cawley	1,364.12	Zachary Hart	1,139.10
Maria Rocha	2,618.43	Aaron Latham	1,641.67	Eric Brown	1,358.46	Cassidi Moore	1,135.16
Samson Adelfufosi	2,538.12	Leone Tom-James	1,640.64	LaDawn Meador	1,346.54	Bo Strawicki	1,129.78
Beau Springer	2,522.76	Kevin Ishikane	1,637.75	Kevin Davis	1,345.88	John Passi	1,128.52
Robert J Dunn	2,491.08	Derrick Mason	1,630.15	Wayne Blumling	1,338.25	Odilia Goulart	1,125.59
Freida Yakubov	2,490.90	Tatjana Tikhonov	1,627.60	Juan Morales	1,337.62	Ericson Caneso	1,124.36
Terra Sainas	2,437.92	Robert Kempner	1,621.17	Dennis Keplinger	1,325.66	Zulfikar Bhukera	1,123.22
Omar Hashimi	2,429.84	Mercedes Ayala	1,616.52	Brenton Betts	1,312.56	Donald Wold	1,118.84
Alberto Alcalá	2,422.99	Keyra Montoute	1,610.41	Seth Holmberg	1,308.38	Dulce Jimenez	1,118.70
Roghie Hassan Loo	2,394.13	Jose Hernandez Camargo	1,600.71	Dianedriela Wilson	1,306.14	Donna Carson	1,113.95
William Caraway	2,343.25	Rita Earl	1,592.12	Kelly Yingling	1,302.21	Michael Weeder	1,110.18
Roger Weisman	2,308.18	Lily Tchen	1,591.21	Mark Harhager	1,300.26	Kenneth Cordes	1,110.04
Kevin Edwards	2,247.69	Victor Rodos	1,588.42	Helen Taylor	1,293.43	Alan Rosen	1,109.91
Glenn Fuller	2,216.34	Kelly McDonald	1,571.58	Matthew DeCola	1,291.50	Ala Awad	1,108.56
Barbara Corigliano	2,206.14	Brian Blair	1,571.08	Robert Grant	1,291.15	Melissa Flanagan	1,107.48
Ross Ewen	2,196.49	Gregory Parker	1,570.99	Timothy Cruise	1,287.46	John Young	1,107.21
Amber Colp	2,162.16	Stephen Landry	1,569.42	Ryan McIntosh	1,286.74	Alesya Gurlov	1,101.89
Daniel Potilechio	2,143.73	Lamine Diakhate	1,566.14	Scott Remmey	1,285.48	Michael van Delft	1,100.54
Joey Sales	2,129.78	Erik Dorrer	1,556.63	Amy Shui	1,282.95	Anthony Davis	1,096.81
Brock Lampe	2,123.91	Ayse Ozurkmen	1,555.89	Dustin Klingebiel	1,274.35	Natalie Coston	1,096.48
Afuiva Vaai	2,119.65	Patrick Taylor	1,548.45	Gary Howard	1,267.47	Timothy Clark	1,091.45
Lesina Ah Sue	2,093.98	Shehu Mayaki	1,536.40	Tibor Simon	1,265.63	Richard Chaffee	1,090.29
Alanna Swenson	2,085.47	Corey Durst	1,534.03	Aaron Parks	1,263.12	Jerome Hill	1,089.64
Anthony Hosvay	2,078.90	Andrew Brinkmeyer	1,513.38	Tamara Eastridge	1,256.62	Thomas VanOsdol	1,088.45
Al-Karim Walji	2,048.90	Christopher Nash	1,512.33	Krista Thieme	1,251.48	Timothy Nolan	1,084.90
Wesley Pollard	1,963.90	Fernando Siordia	1,509.54	Aileen Lassiter	1,245.59	Debra Bell	1,079.86
Joseph Moore	1,908.03	James Reilly	1,505.99	Sammur Miqbel	1,244.91	Jennifer Sells	1,079.56
Lisa Wood	1,887.10	Richard Carter	1,505.90	Twanna Tucker	1,242.82	Harold Miner	1,076.35
German Viviano	1,870.16	David Ubnoske	1,504.44	Michael Papoulis	1,238.55	Juanita Too	1,074.89
Alex Hernandez	1,867.19	Peter Davidson	1,496.26	Thomas Carver	1,232.01	Peter Szumigala	1,072.21
Benton Tong	1,864.00	Vicki Tumia	1,492.43	Julie Arahamian	1,224.35	Elvis Obanor	1,069.86
Gabriel Feldmann	1,855.73	Darron Hacker	1,480.10	Horace Johnson	1,214.35	Norbert Medina	1,069.71
Amanda Beyersdorff	1,852.17	Michael Schneider	1,473.63	Jackie Alston	1,212.73	Kristin Garramone-Hager	1,064.71
Dawn Holland	1,844.06	Shahnaz Toloui	1,468.55	Juan Cardona	1,209.53	John Rodgers	1,063.66
Mario Chavez	1,829.55	Maxine Siruta	1,467.80	Amr Shater	1,209.31	Drew Craswell	1,063.57
Lleison Martinez	1,812.08	Wanda Draughton	1,466.22	Christopher Feiner	1,208.50	Barbara Stillwell	1,060.59
Matthew Parks	1,811.32	Louis Morales	1,457.79	Jonathan Scheutzow	1,205.94	Matthew Girard	1,058.46
Peter Kaplanis	1,810.59	Michael Brawner	1,449.99	Lucky Faaitiiti	1,196.26	Stephanie Paskett	1,055.88
Graeme Bollinger	1,794.33	Casey Kunash	1,448.09	Karen Sessing	1,195.30	Benjamin Van Fossen	1,050.94
Jesse Wise	1,792.17	Maria Agcaoli	1,443.18	Visham Mohip	1,189.80	Joey Kennedy	1,050.57
James Aalders	1,788.88	David Ramirez	1,441.56	Marquis Miller	1,186.97	Shaelagh Legus	1,050.33
Terrence Asuncion	1,780.56	Bridget Smith	1,440.47	Carrie Fay	1,184.01	Anthony Bellomo	1,046.68
Alfred Brenner	1,751.21	Kyriacos Davis	1,435.45	Robert Black	1,180.89	Michael McJunkins	1,045.37
Gina Flores	1,747.79	Steven Rotherforth	1,435.42	Kenneth Greer	1,174.95	Briza Munoz-Luna	1,037.82

World's Greatest Bonus



Qualifier	Bonus	Qualifier	Bonus	Qualifier	Bonus	Qualifier	Bonus
Amy Knotts	\$1,037.28	Taneshia Solomon	\$919.24	Timothy Peters	\$811.24	Tiffany Onyango	\$738.20
Rory Crockford	1,036.43	Joseph Hedborn	918.73	Elizabeth Montgomery	809.39	Vincent Perez	730.63
Paul Snyder	1,033.92	Ben Halali	917.07	Sherry Dyck	806.04	Jason Haas	730.47
Caleb Douce	1,029.44	Nathan Kanac	915.61	Lee van Delft	804.58	Earnest Loveless	730.33
Paul Fordham	1,028.18	Robert James	914.41	Christopher Brenner	802.76	Ramin Maghsoud	730.14
Adam Smith	1,027.87	Tia Sams	913.50	Ronald Trombetta	802.26	Thomas Tulowiecki	728.52
James Neill	1,027.82	John Hughes	909.43	Mike Hudnall	800.48	Brian Leblanc	728.41
Roxann Smith	1,024.62	Jacob Blumenfrucht	904.50	Amy Buskas	800.42	Miranda Eilers	727.44
Howard Kim	1,023.39	James Murphy	902.21	Chad Turner	799.46	Daniel Bauer	726.25
Michael Brady	1,018.85	Cary Almas	900.57	Milan Savich	799.31	Chena Blair	725.72
Duane Meredith	1,017.79	Rufus Cathey	899.77	Travis Robbins	797.29	Tomi Dement	725.31
Denise Morgan	1,016.83	Kenji Leonard	896.71	Dino Buric	795.09	Allen Davis	723.95
Maijargal Sukbaatar	1,015.19	Clinton Kubach	893.60	Amy Wells	794.91	Jose Lomeli	723.91
Richard Mason	1,013.15	Mark Akler	891.90	Lori Brice	792.96	Paul Kagarise	723.67
Bradley Cossin	1,011.34	Amir Sedaghat	891.83	Lydia Lozano	792.91	Quanita Baxter	722.15
Gregory Hayman	1,008.12	Shane Hartt	888.15	Michael Zambelli	792.68	Amanda Finley	721.98
Diana Dziardziel	1,007.14	Laure Rivers	887.81	Felicity O'Halloran	792.19	Kelly Schneider	721.93
Larry Daniel	1,006.96	Andre Bishop	887.24	Asmar Townes	791.87	Matt Moore	721.28
Todd Walsh	1,006.61	Donna Archibald	886.15	Aaron Roberts	791.42	Christopher Hendrix	721.10
Catherine Murphy	1,005.51	Stephanie Burress	876.97	Damien Cannaday	789.82	Malu Luteru	719.96
Robyn Stewart	1,003.43	Tony Flinn	874.07	Pedro Osuna	789.34	Richard Lutz	719.73
Krystal Mikkelsen	1,002.26	Sonia Marin	872.81	Sina Polu	787.77	Brittany Smart	719.29
Justin R Smith	1,002.21	Matthew Turnquist	868.93	Aaron Jones	786.02	Adam Hagen	718.77
Pamela Ladd	998.98	Jenipher Posner	867.25	John Viar	785.50	Hildergrund Tolefoa	718.58
Michael Ham	995.90	Andrew Aaron	865.25	Stephanie Lee	784.62	Anastasiya Gladkov	718.13
Willon Charles	993.74	Lori Ivey	863.95	Mark Neilson	782.61	Kenneth Parks	717.87
Josh Wheeler	992.05	Courtney Wankel	862.78	Eric Kassa	782.53	Robert Barnes	717.60
Tania Tikitiki	987.52	Nedelka McLean	862.62	Mark Peltz	782.38	Brandon Fahl	715.45
Runhong Man	986.25	Jun Ma	862.41	Steven Edgell	780.56	Jonathan Salazar	715.30
Christina Smith	985.90	Wendy McBride	861.24	Matthew Glasgow	780.44	Michael Perkins	715.21
Viet Chung	977.08	Jeff Lamar	858.73	Rob Speers	779.07	Frank Carta	713.83
Don Tong	974.51	Shannon Andrews	856.85	Paul Paradoski	778.51	Jessidiah Berman	711.42
Joel Neiryck-Coon	973.15	Elena Masci	856.53	Jennifer Holliday	777.25	Adelfa Parinas	709.53
Shelly Pinder	970.88	Lora Meyer	855.62	Stephanie Agena	776.71	Sarah Wilson	708.73
Brian Schreiter	969.88	Rita Charles	852.72	Stefanos Galouzis	774.48	Keith Childers	708.61
Michael Fowler	968.35	Donna Patterson	849.01	Kevin Rendon	773.12	Dewey Lewis	707.86
Rodney Reynald	967.41	Faasasalu Nanai	845.31	Cisca Odohofre	771.78	Stacey Stewart	706.11
David Rich	967.02	Gerald Bledsoe	844.48	Consuelo Dominguez	771.68	Adam Niman	705.88
Jasmine Colon	963.17	Richard Lepis	841.65	Matthew VanAlst	770.95	Marjo Plessius	704.56
Seth Warfield	960.86	Antoinette Yellock	840.01	Ancil Bishop	768.86	Clemon Daniels	698.60
Stephanie Nolt	957.66	Frank Cousins	838.86	David Beard	766.99	Rasmus Pereira	696.44
Kelly Hopper	957.59	Abdul-Kareem Kotun	837.97	Carl Rudd	765.86	James Schneider	693.08
Rex Tidball	956.78	Brian Welsh	836.78	Chad Derrick	764.47	Danylle Guerrero	692.34
Richard Nypower	953.84	Valentine Gundling	836.35	Marvin Voller	763.55	Hernanie Ramos	691.33
Victor Vicario	953.84	Maura Cordero	836.19	Eric Knight	762.79	Stephen Jubrey	691.27
Deborah Kirkham	953.33	Jacqueline Reim	835.94	Randolph Souliers	762.20	Todd Bornstein	690.67
Raquel Freeman	952.97	Kelly Smith	835.80	Harold Durana	761.55	Jeremy Harbin	690.40
Michael Camara	951.95	Mickenzie Linse	835.62	Donde Toomer	761.28	Tammy Kopitke	690.01
Amrik Singh	945.39	Suzanne Spease	835.39	Muhammad Chaulhry	760.05	Steven Sparkes	689.50
John Manarte	944.28	Maria Lealaiauloto	834.43	Hollie Mann	759.13	Dawn Selden	686.85
Joshua Goldstein	943.52	Filipo Havili	833.36	April Butler	757.76	Regina Knieser	685.88
David Jackowski	940.85	Shannon Kerr	830.84	Chance Strader	757.54	Amy Snow	685.00
Robert Jarosz	937.20	Herivelto Pereira	828.38	Samantha Jacobsen	755.71	Sharon Brenner	679.06
Cara DeFiore	937.06	Noelle Brown	828.29	Antron Adkison	752.37	Peniamina Levac	678.95
Humberto Quintero	935.53	Samantha Chui	827.47	Clifford Rene	746.55	Sujata Kapadia	677.70
Renee Zeller	935.47	Bradford Gallagher	821.31	Houda Boukhedcha	744.42	Vanessa Wright	677.29
Juan Reyes	934.77	Michael Case	820.60	David Harrington	744.03	Jessica Goodwin	670.23
Jan Vellekoop	931.65	Emilaszio Klementis	819.60	Marko Jankovic	744.01	Sale Papu	670.10
Norman Lew	931.18	Mark Bleier	819.46	Angel Stacey	742.84	Lota Luatua	667.14
Stephanie Walters	922.99	Robert Vincent	817.02	George Schuffert	742.32	Wander Lima	665.84
Angelika Vassilieva	922.16	Hellen Ahchong	813.75	Sean Lacroix	740.40	Erick Mejia	665.33
James Moland	921.41	Jordan Rubin	812.71	Israel Wizenfeld	738.75	Crystal Mack	664.82

World's Greatest Bonus

Qualifier	Bonus	Qualifier	Bonus	Qualifier	Bonus	Qualifier	Bonus
David Boltz	\$663.61	Amber Brumbeloe	\$600.93	Thanya Gleaves	\$538.76	Joshua Lenix	\$479.59
Gregory Williamson	663.11	Dichita Warren	600.04	Gary Sifford	538.54	Candye Cole	478.05
Chad Hone	660.06	John Macom	599.17	Aruna Ravani	538.19	Joshua Bagi	477.85
Brian Walker	658.84	Rachel Dillon	598.20	John Cronin	534.27	Justin Howard	476.77
Jonathan Kope	656.96	Homer Montemayor	597.01	Jonathan Lopez	531.20	Brian Wolchok	474.12
Jerry Moore	656.24	Nicole Lucchese	595.70	Fetaui Ioane	530.29	Scott Patterson	474.00
Kenneth Fuliese	655.49	Mindy Rosenberger	595.58	Laureena Giorgi	530.29	Amanda Wolfgang	473.84
Kysia Mortensen	655.49	Jessica Stambaugh	595.27	Joshua Eckert	530.26	Adam Avalos	473.71
Lori Dacyk	654.46	David Steinhoff	595.15	Stephen Osmond	529.40	Georgia Anagnostopoulos	473.23
Shane Burns	653.97	Jaime Rozotto	593.12	Michael Antognoli	527.36	I-Perfection Harris	472.87
Tamra Kathrineberg	652.62	Garrett Angell	592.19	Darlyne Exilus	526.11	Michael Craft	472.28
Grover Bond	652.60	Brandi Higgins	591.39	Joseph Rickard	525.94	Jerry Marion	471.24
Ualesi Sagapolutele	651.89	James Roach	581.36	Valeriya Kolb	525.65	David Kellebrew	469.44
Sheryll Mizell	651.77	Amanda Lynch	579.84	Crystal Gustin	525.48	Christopher Chovanec	469.38
Andrew Haskins	649.06	Priya Lott	579.01	David Karrel	524.91	Troy Hill	467.91
Dorian Brown	648.22	Colin McGregor	577.22	Mark Konigsmark	522.00	Jennifer Wolfe	466.70
Byron Saigusa	645.88	Manuel Ferreira	576.50	Ronald Berube	521.52	Jason MacLeod	466.41
Kenneth Sutton	645.86	Christie Perez	575.04	Justin Germany	520.04	Benjamin Eggen	465.76
Sherry Rubio	645.51	Sandra Linse	573.64	Theodore Greer	519.99	Cassandra Gordon	465.76
Alba Lazala	645.50	Timothy Raiford	573.41	Jazzmine Wade	519.88	Lady Fowler	464.72
Bradley Kampmeier	644.64	Gail Arundale	572.85	Nuera Pomare	518.97	Meredith Woods	463.49
Judith Nehring	642.21	Daniel Wine	572.76	Douglas Morhac	515.29	Ezelle Felinor	463.28
Sam Fuller	640.33	Chloe Starke	572.23	Cody Bertke	514.96	Kiet Truong	461.80
Michael Hashem	638.79	Ryan Binette	572.09	Eugene Kashkin	514.48	William Wilson	461.75
Adam Zlupko	638.69	Iryna Sushkova	571.75	Keith Litterst	511.44	Dennis Kubitz	461.52
Bruce Viaje	637.66	Daniel Jones	570.81	Phillip Kogel	511.12	Evan Wicklund	461.41
Catherine Sedge	637.60	Jay Meyer	570.61	Jave Rosales	510.86	Matthew Lukesh	460.81
Jessica Wilhite	636.85	David Garbarskiy	567.72	Ernestine Rush	510.43	Ryan Leong	460.70
Ryan Dagg	636.57	Dustin Kiss	566.34	Charles Steele	509.34	Gregory Myers	459.82
Sherry Wells	635.51	Kevin Appasamy	564.62	Nathan Cook	506.63	Jera Culbert	459.60
Armanda Voelz	634.99	George Campsall	564.60	Svetlana Belkina	506.06	David Skedel	458.29
Philip Abramovitz	634.61	Cynthia Marquette	563.31	David L. Cohen	503.74	Jayne Herrick	457.93
Candace Engelson	634.59	Robert Woodhouse	561.12	Earle Harris	503.65	Salvatore Pennisi	457.29
Nicholas Bloom	634.48	Lisa Taylor	560.11	Timothy Berry	503.18	Jonas Stasevicius	457.20
Lisa Huinker	631.71	Melissa Blankenhorn	560.08	Robert Walker	503.10	Sean Stout	456.51
Alvin Hagens	631.58	Carla Franklin	558.26	Eric Sutcliffe	503.07	Harold Carr	456.04
Virginia Dotson	630.54	Melissa McGovern-Wandrei	558.01	Mitchell Look	502.59	Limalau Luafalealo	454.93
Ryan Kendl	630.48	John Johnson	557.31	Lorraine Chaney	501.59	Thristan Cooke	454.83
Paul Smegal	628.77	Steven Lucero	556.42	Serah James	501.56	Theresa Bellajaro	453.37
Beverly Diaz de Leon	626.87	Ashley Way	554.80	Raymond Angeles	499.88	Paramjit Sangha	452.00
Marvin Chalwe	626.58	Celina Hutchens	554.11	Cory Accardi	498.70	Jin Zhou Zhao	447.42
Norman Sellen	625.39	Andrea Nichols	553.42	Erin Moyer	498.30	Donald Hill	447.29
Ellen Sawo	624.72	James Mauldin	553.23	Billy Wilson	497.26	Bernardo Lopez	446.95
Daniel Doyle	623.32	Stephen Moore	551.51	Daniel Gereaux	496.31	Michael Reid	446.74
Kenya Manstra	621.12	Ronald Robinson	550.40	Shelly Russell	496.06	Joyce Berry	446.63
Craig Strompf	621.11	Clifford Mekelburg	549.31	Shane Martinez	494.49	Alex Felix	446.57
Byron Bills	620.30	Christopher McFoy	548.80	Marisa Willgruber	494.16	Lauren Hamrick	446.29
Richard Cleveland	618.00	Ronald Starr	547.60	Janice Mann	494.00	Jesse Jardine	441.98
Jewmekia Morton	616.92	Russell Barke	547.13	Roger Johnson	493.42	Jangwon Seo	441.80
Ricardo Subero	616.30	Trevor Smith	546.89	Ryan Brandon	492.71	Kevin Coleman	441.50
Zackary Wilcox	615.21	Brianna Laidlaw	546.18	Andrew Meyer	492.61	Jesse Reeder	441.40
Ryan Kim	614.28	Kiauna Rice	545.35	Aukuso Falepouniu	491.42	Stephanie Kies	441.17
Melody Foy	613.97	Timothy Null	545.02	Charles Lee	490.68	Ashley Swenson	440.87
Germaine Johnson	613.61	Jessica Santamarina	544.81	Darren Wolf	490.25	Kurt Smith	440.81
Adam Evans	609.80	Christen Coppola	544.11	Bryant Maddox	488.20	Christopher Nablo	440.69
Manuel Gogolin	608.11	Thomas Soloweyko	543.86	Douglas Prentice	487.18	Gordon Mooc	440.33
Byron Paz	606.51	Lisa Cass	543.81	Haoyu Xu	485.40	Josephine Lynch	439.25
Martin Berthelot	605.88	Dustin Dunlap	541.63	Mary Ropadruk	484.30	Richard Becker	439.21
Juan de la Cruz	603.26	Jaiveer Gohil	541.46	Nancy Crampton-Brophy	484.27	Rajeev Arora	439.07
William Davis	603.06	William Wallis	541.15	Steve Marker	484.00	Eric Trautman	438.93
Timothy Kieran	602.20	John Fey	540.73	Melissa Ickes	483.36	Hazel Wills	438.51
Linda Byas	602.18	Peter Chung	539.44	Justin Boedigheimer	481.33	Laura Babb	436.11

World's Greatest Bonus



Qualifier	Bonus	Qualifier	Bonus	Qualifier	Bonus	Qualifier	Bonus
David Thornton	\$435.85	Sarah Jett	\$391.81	Patrick Gottstein	\$360.01	David LaBancz	\$323.50
Alex Gonzales	435.77	Jennifer Cody	390.74	Matthew MacDonald	359.87	Matthew Robinson	323.47
Nicholas Behney	433.85	Bryant Smith	388.89	Patricia Anderson	357.94	Bernard Oliphant	323.00
Paulene Young	433.34	Lawrence Schmidt	388.31	Carrie Mayle	357.72	Robert Cadmus	322.80
Benjamin Ainscough	433.29	Erik Hanson	387.98	Joseph Cruz	357.67	Larry Bolinske	322.68
Kaixun Yang	431.95	Curtis Moreland	386.46	Paul Bein	356.01	Aaron Longino	322.36
John Mathieson	430.20	David Wolff	386.17	Jason Young	355.80	Lubomir Sordel	322.30
Ryan Neel	429.83	Joshua Swogger	385.80	Mekelle Johnson	355.65	Ruben Fuentes	321.35
Daniel Goldman	428.40	Darren Kwong	383.89	Carmine Sistilli	354.86	Nicholas Powell	320.81
Duane Robertson	426.61	Travis Eick	383.81	Keshelle Prince	352.92	Eli Pierce	320.76
Pamela Drury	425.56	Alain Collette	383.80	Marc Durnford	352.54	Abolfazl Mohammadi	320.71
David Dausman	424.15	Augustine Facundo	383.14	Shongaia Robinson	352.44	Darren Miller	320.04
William Henley	422.93	Petelo Patelesio	382.99	Helen Papazyan	352.06	Steven Haberman	319.97
Venus Ross	422.57	Jorell Washington	382.47	Shak Chowdhury	351.89	Benjamin Greer	319.56
Matthew Zeilhofer	422.36	Roshonda McDonald	382.20	Shamina Chowdhury	351.52	Albert Kunsman	318.89
Cynthia Todd	422.36	Kevin Jerman	381.42	Michael Yoxtheimer	351.36	Cathleen Keith	318.48
Jacob Johnson	421.90	Drew Johnson	381.18	Betty Ware	350.60	Christopher Gardeski	318.45
Sharif Grays	421.74	Rosetta Retisimanu	381.02	Mike Thomas	349.92	Joshua Toft	318.07
Todd Engelson	421.47	Jeffrey Higgins	380.48	Kimberly Riley	349.33	Tapu Malo	317.90
David Woods	419.87	Jason Ricker	379.64	Aaron Rosenberg	349.11	Kory Kelzer	314.33
Yeni Losano	419.81	Wendell Dingle	379.53	Theodore Sauder	347.40	Taylor Moore	313.70
Ryan Catlett	417.55	Pai Siasipoulava	379.40	Brandi Hershey	345.42	Michael Brown	313.13
Stephanie Novel	416.85	Aaron Haskins	378.51	Thomas Quintalino	344.34	Joseph Adams	313.02
Susan Bergh	416.83	Cheryl McLean	378.06	Marcella Silva	343.40	Calvin Marshall	312.50
Mele Tagaloa	416.77	Jacob Moyer	377.26	Dawn McElwain	343.17	Joshua Atwood	311.27
Steven Young	415.66	Charles Rhoades	376.44	Sally Wilson	342.37	Charles Allen	310.90
Ashley Waters	414.32	Adam Smith	375.86	Justin Curry	342.16	Jonathan Howard	310.68
Manuel Rodriguez	414.17	Burhaneddine Belaid	375.83	Raymond Lowon	341.28	Khadija Evans	310.64
Zack Neubert	413.60	Jeremy Eichas	375.18	Frederique Bedard	341.06	Katie Chetwynd	309.77
Christopher Keller	413.24	Toni Morris	375.15	Travis Vandenberghe	340.91	Paul Gonzalez	309.61
James Raymond	413.02	Micah Lennon	375.14	Ryan Richardson	339.82	Steve Dicken	308.50
Robert Atterbury	413.01	Maria Paukoffe	375.10	Asghar Sajjad	339.10	Asparouh Minikov	308.42
Jason Albertz	412.63	Craig Ellis	374.83	Ariel Sanchez	338.87	William Barr	308.26
Nicholas Patterson	411.62	Eugenio Pavon	374.41	Jaleesa Glover	338.74	Craig Davis	305.57
Bridget Harris	411.22	Christopher Yeung	374.23	Andrea Barenholtz	338.56	Ierome Tumufai	304.76
Jerry Sullins	410.71	David Moir	373.28	Dan Lefelman	338.15	Jonathan Russell	303.37
Christine Zippi	410.13	Jeffery Clark	371.09	Douglas Meador	338.08	Anthony Pelonzi	303.05
Joann Woodrops	408.75	Joshua Dowse	370.76	Jermaine Scott	337.40	Julie Wells	302.21
T J Rowell	407.87	Scott Kim	370.58	Thomas Craig	336.91	Shawn Dunn	299.91
Jeremy Engrav	407.23	Sushil Thambu	370.57	Feroz Rahman	335.91	Winitana Faalele	299.70
William Charnow	407.00	Jennifer Mitchell	370.41	Tikvah Wadley	333.99	Paul Boutwell	299.70
Elizabeth Taylor	406.26	Gabriela Moreno	369.06	Rodney Smith	333.72	Patrick Clonan	299.50
Michael Lockhart	405.73	Zane Rohatensky	368.36	Christopher Anene	333.51	Kareta Tiafaogali	299.47
Michelle Hoffman	405.66	Sheila Murphy	368.35	Michael Bager	333.34	Catherine Yeung	298.87
Amber McIntyre	404.40	Katharine Freed	368.12	Margarita Kagan	333.30	Theresa Jackson	298.65
Walter Kroschel	404.10	Keith Bryant	367.72	Syneese Thompson	332.98	Shari Ward	298.57
James Larkin	403.82	Benjamin Mancillas	366.53	Tanya Halverson	332.95	Ryan Saridakis	297.66
Antonio Jones	401.76	Anthony Riou	366.19	Karee Jen	332.48	Mark Gorman	296.80
Curt Snow	400.93	Tammy Cruz	365.78	Kevin Brown	331.19	James Hurlburt	296.55
David Thomas	400.60	Joshua McDonough	364.92	Colin Johnson	330.39	Joseph Schroeder	296.20
Annmarie Ausage	400.37	Alba Wandurraga	364.79	Phillip Bonavida	329.70	Toma Lemalu	296.01
Natalya Kashevskaya	399.63	Altha Bodner	364.63	Silvia Cruz	328.28	Christopher Freter	294.57
Mitchell McNiell	399.09	Hugo Chavez	364.01	Raquel Ellis	328.26	Gregory McMeckan	294.40
James Strickland	398.70	Jenny Sample	363.82	Sean O'Reilly	327.61	John Zayas	293.10
Kenneth Collins	398.03	Brent Arbour	363.79	Jay Newsome	327.41	Samuel Tigranyan	292.56
Justin Yandell	397.41	Alan Laabs	363.46	Brian Ferguson	326.23	Andrea Yee	292.37
David Gombkoto	397.38	Angel Arista	363.01	Jeffrey Hockanson	326.17	Kaylin Searles	291.80
Renato Cabamongan	396.88	Morgan Romero	362.96	Stephanie Poe	325.58	Audrey Byars	291.63
Jarrold Turner	394.49	Brian Dhyne	362.89	Ambra Johnston	325.49	Christy Carter	291.32
Jonathan Tomko	393.88	Keith Ligons	362.75	Jerome Worth	324.36	Beth Snow	290.93
Bruce Henevich	393.83	Ellahe Vaziri	361.61	Bradley Burger	324.25	Sherwyn Jeffrey	290.55
Erin VanBuren	393.29	Lewis Zimkind	361.08	Brian Morse	324.12	Bryan Josefowski	290.48

World's Greatest Bonus

Qualifier	Bonus	Qualifier	Bonus	Qualifier	Bonus	Qualifier	Bonus
Mitchel Gale	\$290.27	Timothy Keene	\$256.44	Deianna Tyler	\$234.40	Sorana Blackfoot	\$207.79
Joseph Flynn	289.14	John Schachermeyer	256.27	Rafael Rodriguez	233.91	Steven King	207.77
Candice Smith	288.62	Robert Granzow	256.09	Frank Jendusa	232.70	David Farraway	207.33
Jacqueline Kabluyen-Mitchell	287.46	Nicole Bolander	255.51	Marilyn Hilaga	232.30	Nicole Rayner	207.20
Ahmad Banat	287.28	Jesse Atatai	255.16	Katherine Fallon	232.05	Ryan O'Connor	206.95
David Taylor	286.37	Daniel Sharkey	255.14	James McCarthy	231.87	Lauren Bernardino	206.76
Leora Romarine	286.12	Larry Chick	254.91	Mark Corkrean	231.58	Mark Nunez	206.50
Jacob Maughan	285.88	James Mournahan	254.52	Vaipou Vaoga	231.41	Mark Mullett	206.29
Justin Speakman	285.17	Hambartsum Broutian	254.00	Renee Anderson	230.42	Sharon Nigota	205.84
Ioapo Au	284.83	James May	253.38	Ryann Vassallo	230.41	Kristi Vang	205.56
Livingston Reid	284.47	Rebecca Bunnell	252.69	Pedro Salerna	230.11	Joseph Peplinski	205.48
Amanda Sines	284.37	Maryam Nemati	252.21	Michael Williamson	229.35	Adam Taylor	205.46
Cecilia Arce	284.23	Cheryle Miller	251.85	David Orrico	228.88	Dason Phaul	205.43
Patrick Parisi	284.02	Michael Blanch	251.71	Gavin Perreira	228.85	Andrie Sybblis	204.55
Jason Brick	283.97	Gleb Ostrovsky	251.54	Njimbouom Ngapout	228.54	Shaun Rice	204.40
Anita Facundo	283.85	Malcolm Redd	251.21	Dominic DiBucci	228.53	Jennifer Duke	204.21
Vatapuia Vavau	280.36	John Farley	250.89	Christie Mendez	227.39	Ivan Leigh	204.03
Angeles Ordas	280.35	Jon Bachrach	250.53	Arnold Iacoviello	227.18	Jennifer Kier	204.00
Jason Cabamongan	279.69	Justin Carroll	249.86	George Angulo	226.92	Aaron Jones	203.80
Rudi Camenzind	279.45	Kyle Smith	249.86	Natalie Bryson	226.70	Sebastian Kazek	202.95
Myron Montano	279.26	John Schultz	249.79	Christopher Eickelmann	226.67	Eric Evans	202.32
Anthony Susi	278.51	Dorothy Gallaher	249.74	Leonard Allen	226.60	Moncef Boudhaimi	202.03
Bryan Kidd	278.44	Aaron Burke	249.17	Clinton Jones	226.31	Marcos Stebovich	201.22
Allen Margo	278.42	Nadine Walsh	249.01	Casey Cline	226.24	Gabriella Monter	201.18
Reynaldo Garcia	278.37	Kim Krick	248.28	Corienne Mason	225.70		
Jesse Zwack	278.04	Thomas Bryant	247.51	Thomas Wheeler	225.55		
Shirley Post	276.90	Violet Lamsam	246.73	William Luzier	225.31		
Michael Giaime	276.59	Samuel Peacock	246.37	Robert McNutt	225.31		
Violette Ozeran	275.26	Maria Aitkenhead	246.36	Anderson Sooknanan	225.19		
Maria Hansen	273.65	Rebekah Poole	246.29	Samuel Moore	224.34		
Debra Bilz	273.50	Larry Pereiro	245.69	Ronald Najjar	223.74		
Donald McCrary	273.02	Fredric Nobari	245.52	Falemoa Papu	223.04		
Spence Schramm	272.35	Charlie Warren	245.42	Felipe Ramirez	222.03		
Michael Bufalino	272.01	Christopher Acciari	244.89	Ross Hicks	221.49		
Jeremiah Fisher	270.88	Larry Adebesein	243.96	Lisa Pape	221.12		
Kevin Kilimnik	270.53	Steven Worthy	243.69	David Higa	220.73		
Andrew Cauley	269.69	Christopher Wilson	242.86	Michael Kyatt	220.01		
Mark White	269.39	Gagandeep Klair	242.64	Sean Sudduth	219.55		
Michael Cook	268.73	Bohdanna Patrie	242.55	Dennis Fulton	217.21		
Cynthia Blowe-Miller	268.69	Corey Cook	242.23	Mark Calverley	217.04		
Michael Butts	268.63	Daniel Judy	242.13	Timothy Niknafs	217.01		
Rexford White	268.05	Patrick Moran	241.41	Daniel Pinschmidt	216.88		
Michael Blain-Rozgay	267.69	Diane Carrion	241.23	Daniel Hartwig	216.78		
Nicole Morris	266.46	Raymond Terawaki	241.10	Oshea Davis	216.67		
Solomon Bond	265.38	Michael Orsillo	240.60	Seth Raymond	216.39		
Dwayne Meikle	265.35	Cortland Golightly	240.40	Sandy Boffill	216.31		
Amanda Bean	264.71	Michael Burningham	239.69	Bryce Pollock	216.19		
Najrira Taveras	263.98	Nathanael Noel	239.27	David Fourte	216.10		
Lynn Jones	263.84	Amanda Russell	239.20	Alesia Creason	215.52		
Mario DePinto	263.80	Thomas Lang	238.35	Louis Roman	215.17		
Wattana Chindavong	262.87	Justin Wilson	238.22	Kathy Robinson	215.15		
Gene Bartoli	262.80	Edward Jordan	237.00	Leitualamavae Vaa	214.02		
Debra Hepp	262.32	Cathy Morris	237.00	Michael Kavalarchik	213.90		
Scott Bulau	261.15	Layla Strange	236.87	Rickie Sasser	213.57		
Kaitlin Fraser	260.90	Holly Cook	236.80	John Cramer	213.35		
Christopher Restad	260.40	Norman Frick	235.51	Brian Lee	212.96		
Niu Lavea	259.74	Travis Ammann	235.50	Felix Berger	212.83		
Keval Simmons	259.40	William Cross	235.28	Shelley Meyer	212.45		
Kim Sprenger	258.21	Jermaine Whitener	235.17	Matt Betti	211.77		
Bao Herr	257.83	Kenneth Parker	235.06	Jennifer Dehaan	210.42		
Vaaufiao Robertson	257.24	Poshen Yang	235.00	Dara Chhuy	209.67		
Joseph Hyche	256.58	Robert Bergman	234.89	Daniel Passerell	208.13		

Reinstatement Bonus

Total: \$34,621.85

Qualifier	Bonus	Qualifier	Bonus	Qualifier	Bonus	Qualifier	Bonus
Sami Mogannam	\$3,663.54	Victor Rodos	\$505.62	David Harrington	\$271.17	James Hurlburt	\$209.31
David Jackson	2,073.69	Brittany Smart	480.51	Marcus Noel	266.25	Jason Mayer	205.11
David Garbarskiy	2,059.94	Christina Guerrero	461.62	Irakli Dolidze	260.07	Jodi MacPherson	202.50
Sharity Saia	1,730.61	Sonia Marin	452.01	Timothy Kieran	252.03	Andrea Yee	201.27
Nabil Spahi	1,691.33	Ewa Marinaccio	432.30	Allan Gilbert	250.26	Lorena Barriere	201.00
Frank Kolligian	1,400.31	John Keiderling	404.82	Scott Remmey	249.98	David Goodman	200.96
Lance Martin	1,182.91	James Larkin	370.56	Brian Schreiter	242.81		
Lawrence Dennis	867.74	Daniel Potilechio	353.82	Sara Gilley	234.81		
Glyn Hurst	830.52	James Moland	306.33	Rita Earl	210.99		
Timothy Dawe	672.00	Arthur Westergren	276.15	Katherine Fallon	210.27		
Peter Kaplanis	643.53	Shelley Meyer	275.49	Lafaele Iuta	209.82		

*All qualifiers listed achieved at least \$200 in bonus totals

Public Relations Bonus

Total: \$19,046.58

Qualifier	Bonus	Qualifier	Bonus	Qualifier	Bonus	Qualifier	Bonus
Anna Latinsky	\$2,933.50	Robyn Ferraro	\$594.50	J T Tasker	\$296.00	Linda Stadtler	\$228.75
Mark Gagliardi	1,856.25	Chuck Hill	578.00	Marilyn Kohlhase	285.75	William Bell	217.50
Mario Soljan	1,447.25	Heidi Diecedue	562.78	Al Wall	279.01	Julie Schmidtke	207.00
Sue Akers	1,381.00	Sara Thrailkille	505.13	Malka Arony	272.00	Laurie Gruber	206.50
Robin Andrade	1,005.06	Brenda Di Somma	475.80	Brett Hulme	252.00		
Ken Altizer	770.50	Fran Christie	436.50	Stephen Matous	250.50		
Erica Dalager	695.75	Ryan Clark	378.00	Rona Spano	246.38		
Larry Lozano	633.00	Rog Beaudro	296.40	Donald Spohn	230.25		